

---

# Part 3 Abra Suite Payroll Reports

---

---

**Note:** This section includes reports from Sage Abra Suite Payroll. Reports from Sage Abra U.S. Payroll (SQL) are included in the next section, Part 4 Sage Abra U.S. Payroll (SQL) Reports.

---

## Time and Labor Reports

Time and Labor information includes time sheet details, leave and absence information and labor distribution data.

The Time and Labor reports shown in this section include:

- [Child Support EFT Setup](#)
- [Cumulative Hours Summary](#)
- [Direct Deposit Setup](#)
- [Direct Labor Distribution](#)
- [Employee Worksheet](#)
- [Leave Liability](#)
- [Leave Status](#)
- [Multiple Jobs Setup](#)
- [Time Sheet Edit](#)

### Child Support EFT Setup

This report shows the employees who have child support set up for them. The report includes the amount or percent of the child support deduction as well as all other child support EFT information as entered on the Child Support EFT page.

ZSI SYSTEMS, INC - ZSI			
Child Support EFT Setup			
Child Support			
Order Dates From 01/01/2002 through 012/31/2002			
EMPLOYEE NAME	DEDUCTION CODE / DESC	ID	AMT/PERCENT
<b>Bickmire, James</b>			<b>132</b>
<b>0034 Child Support</b>			<b>150.00</b>
Bank Routing #	061036000	File Type	Deposit
Bank Account #	43985943	Jurisdiction	Carroll County
Case ID	8930-239992	Status	Active
Payee Name	Kimberly Winston	Order Date	02/01/2002
State	IL	FIPS Code	17015
Med Ins Required	Yes	Med ins Available	No
<b>Jones, Gilbert</b>			<b>120</b>
<b>0034 Child Support</b>			<b>100.00</b>
Bank Routing #	061036000	File Type	Deposit
Bank Account #	0458495	Jurisdiction	Carroll County Court
Case ID	Weber/Jones 2839798	Status	Active
Payee Name	Kimberly Weber	Order Date	02/15/2002
State	IL	FIPS Code	17015
Med Ins Required	No	Med ins Available	Yes

### Cumulative Hours Summary

Use this report to view a summary of all the hours or other time sheet units reported for the current pay period as well as month, quarter and year-to-date totals for each employee. You can opt to include leave hours in the summary.

EMPLOYEE		EARNING		CURRENT	MTD	QTD	YTD
ID	NAME	CODE	DESCRIPTION	HOURS UNITS	HOURS UNITS	HOURS UNITS	HOURS UNITS
<b>ZSI SYSTEMS, INC - ZSI</b>							
Cumulative Hours Summary							
<b>HOME DIVISION IS CORP - CORPORATE</b>							
101	Adams, Donald A	0001	Regular Pay	40.0000	40.0000	40.0000	40.0000
			Totals for this Employee	40.0000	40.0000	40.0000	40.0000
109	Johnson, Mary Sue	0001	Regular Pay	40.0000	40.0000	40.0000	40.0000
			Totals for this Employee	40.0000	40.0000	40.0000	40.0000
TOTALS FOR CORPORATE				80.0000	80.0000	80.0000	80.0000
<b>HOME DIVISION IS ENGINEERING - ENGINEERING</b>							
135	Albright, Albert M	0001	Regular Pay	40.0000	40.0000	40.0000	40.0000
			Totals for this Employee	40.0000	40.0000	40.0000	40.0000
106	Brown, Virgil L	0001	Regular Pay	40.0000	40.0000	40.0000	40.0000
			Totals for this Employee	40.0000	40.0000	40.0000	40.0000
120	Jones, Gilbert W	0001	Regular Pay	40.0000	40.0000	40.0000	40.0000
			Totals for this Employee	40.0000	40.0000	40.0000	40.0000
134	White, Donald N	0001	Regular Pay	40.0000	40.0000	40.0000	40.0000
			Totals for this Employee	40.0000	40.0000	40.0000	40.0000
TOTALS FOR ENGINEERING				160.0000	160.0000	160.0000	160.0000
<b>HOME DIVISION IS FINANCE - FINANCE</b>							
201	Dodge, Tom P	0001	Regular Pay	40.0000	40.0000	40.0000	40.0000
			Totals for this Employee	40.0000	40.0000	40.0000	40.0000
126	Finn, Gail S	0001	Regular Pay	40.0000	40.0000	40.0000	40.0000
			Totals for this Employee	40.0000	40.0000	40.0000	40.0000
133	Garcia, Tom T	0001	Regular Pay	40.0000	40.0000	40.0000	40.0000
			Totals for this Employee	40.0000	40.0000	40.0000	40.0000
146	Willits, Joleen P	0001	Regular Pay	40.0000	40.0000	40.0000	40.0000
			Totals for this Employee	40.0000	40.0000	40.0000	40.0000
TOTALS FOR FINANCE				160.0000	160.0000	160.0000	160.0000
<b>HOME DIVISION IS SALES/MKTG - SALES AND MARKETING</b>							
151	Baker, Robert Q	0001	Regular Pay	40.0000	40.0000	40.0000	40.0000
			Totals for this Employee	40.0000	40.0000	40.0000	40.0000
118	Krause, Janet A	0001	Regular Pay	40.0000	40.0000	40.0000	40.0000
			Totals for this Employee	40.0000	40.0000	40.0000	40.0000
152	Moreland, Beverly Cathen	0001	Regular Pay	40.0000	40.0000	40.0000	40.0000
			Totals for this Employee	40.0000	40.0000	40.0000	40.0000
145	Nagassi, Robert N	0001	Regular Pay	40.0000	40.0000	40.0000	40.0000
			Totals for this Employee	40.0000	40.0000	40.0000	40.0000
April 1, 2003 at 9:52 AM							Page 1

## Direct Deposit Setup

This list shows the direct deposit distribution rules set up for employees or contractors who have direct deposit information recorded in their master files.

<b>ZSI/ABC SYSTEMS, INC — ZSI</b>						
<b>Direct Deposit Setup</b>						
<b>BANK NUMBER</b>	<b>ACCOUNT NUMBER</b>	<b>PAY ISSUE</b>	<b>ACCOUNT TYPE</b>	<b>DEPOSIT AMOUNT</b>	<b>BANK NAME</b>	<b>DEPOSIT SEQUENCE</b>
<b>Adams, Donald A. Employee ID is 101.</b>						
05600738	789455	D	Savings	50.00	Bank of the United States	1
06103600	98432291	D	Checking	99999999.99	Bank of America	2
<b>Farber, Maximillian Clayton. Employee ID is 102.</b>						
07103621	56748929	D	Savings	3000.00	Bank One	1
<b>Bandana, Pepper S. Employee ID is 105.</b>						
06103600	6547598	P	Savings	99999999.99	Bank of America	1
<b>Brown, Virgil L. Employee ID is 106.</b>						
05600738	38376552	D	Checking	99999999.99	Bank of the United States	1
<b>Huang, Mary M. Employee ID is 110.</b>						
05600738	758439573	D	Savings	5.00	Bank of the United States	1
05600738	1323636	D	Savings	7.50	Bank of the United States	2
05600738	706743534	D	Savings	10.00	Bank of the United States	3
05600738	124686853	D	Savings	12.00	Bank of the United States	4
06103600	8626090	D	Checking	99999999.99	Bank of America	5
<b>Finn, Gail S. Employee ID is 126.</b>						
07103621	327483252	D	Savings	100.00	Bank One	1
07103621	2380977	D	Savings	5.00	Bank One	2
<b>Anderson, Rebecca A. Employee ID is 140.</b>						
25607278	12345783	P	Checking	99999999.99	Bank of Nort Amerca	1
<b>Palmer, Courtney C. Employee ID is 205.</b>						
06103600	657589302	D	Checking	99999999.99	Bank of America	1
September 10, 2007 at 2:32 PM						Page 1

## Direct Labor Distribution

This report shows employees, their hours or units charged to the project or work order and straight and premium dollar amounts. Only earnings charged to projects or work orders that fall within the reporting time frame are reflected on this report. Straight amount refers to hours or units reported paid at the employee's unit pay rate; premium amount refers to pay in excess of the employee's unit pay rate.

You can group this report by project, employee, or organizational level. Only employees with Direct Labor defined on the Current Job page appear on this report.

ZSI SYSTEMS, INC - ZSI									
Direct Labor Distribution									
Direct Labor Charges from 12/01/2002 to 12/31/2002									
EMPLOYEE ID	EMPLOYEE NAME	DIVISION WHERE TIME WAS SPENT	CHARGE DATE	EARN CODE	EARNING DESCRIPTION	HOURS/ UNITS	STRAIGHT AMOUNT	PREMIUM AMOUNT	
<b>HOME DIVISION IS ENGINEERING - ENGINEERING</b>									
202	Thundercloud, Wentworth J	ENGINEERING - Engineering	12/13/2002	0030	1099-Rents	0.00000	0.00	100.00	
		ENGINEERING - Engineering	12/13/2002	0031	1099-Royalties	0.00000	0.00	75.00	
		ENGINEERING - Engineering	12/13/2002	0032	1099-PrizeAward	0.00000	0.00	25.00	
		ENGINEERING - Engineering	12/13/2002	0033	1099-Fishing Pr	0.00000	0.00	45.00	
		ENGINEERING - Engineering	12/13/2002	0034	1099-Medical Py	0.00000	0.00	85.00	
		ENGINEERING - Engineering	12/13/2002	0035	1099-Substitute	0.00000	0.00	35.00	
		ENGINEERING - Engineering	12/13/2002	0036	1099-Crop Ins.	0.00000	0.00	135.00	
		ENGINEERING - Engineering	12/13/2002	0037	1099-Non-Emp Co	0.00000	0.00	50.00	
		ENGINEERING - Engineering	12/27/2002	0030	1099-Rents	0.00000	0.00	100.00	
		ENGINEERING - Engineering	12/27/2002	0031	1099-Royalties	0.00000	0.00	75.00	
		ENGINEERING - Engineering	12/27/2002	0032	1099-PrizeAward	0.00000	0.00	25.00	
		ENGINEERING - Engineering	12/27/2002	0033	1099-Fishing Pr	0.00000	0.00	45.00	
		ENGINEERING - Engineering	12/27/2002	0034	1099-Medical Py	0.00000	0.00	85.00	
		ENGINEERING - Engineering	12/27/2002	0035	1099-Substitute	0.00000	0.00	35.00	
		ENGINEERING - Engineering	12/27/2002	0036	1099-Crop Ins	0.00000	0.00	135.00	
		ENGINEERING - Engineering	12/27/2002	0037	1099-Non-Emp Co	0.00000	0.00	50.00	
		ENGINEERING - Engineering	12/27/2002	0038	1099-R Govt 457	0.00000	0.00	250.00	
		ENGINEERING - Engineering	12/27/2002	0038	1099-R Govt 457	0.00000	0.00	250.00	
<b>TOTALS FOR ENGINEERING</b>						0.00000	0.00	1310.00	
<b>HOME DIVISION IS FINANCE - FINANCE</b>						0.00000	0.00	1310.00	
126	Finn, Gail S	FINANCE - Finance	12/13/2002	0001	Regular Pay	80.00000	870.76	0.00	
		FINANCE - Finance	12/27/2002	0001	Regular Pay	40.00000	435.38	0.00	
		FINANCE - Finance	12/27/2002	0004	Vacation	32.00000	348.30	0.00	
		FINANCE - Finance	12/27/2002	0007	Holiday Pay	8.00000	87.07	0.00	
<b>TOTALS FOR THIS EMPLOYEE</b>						160.00000	1741.53	0.00	
133	Garcia, Tom T	FINANCE - Finance	12/13/2002	0001	Regular Pay	80.00000	1249.74	0.00	
		FINANCE - Finance	12/13/2002	0020	Supplemental	0.00000	0.69	0.00	
		FINANCE - Finance	12/27/2002	0001	Regular Pay	40.00000	624.87	0.00	
		FINANCE - Finance	12/27/2002	0004	Vacation	32.00000	499.89	0.00	

## Employee Worksheet

Use this worksheet for collecting handwritten payroll data from your employer's departments.

EMPLOYEE DATA		CHARGE DATE	EARN CODE	HOURS/UNITS		PROJECTS	SHIFT CODE	ONE TIME EARN	ONE TIME DEDS
				REGULAR	OVERTIME				
<b>Adams, Donald A</b>									
Employee ID	101								
Job Code	PRES								
Hire Date	02/12/19								
Normal Units	80.00000								
Pay Group	002								
<b>Albright, Albert M</b>									
Employee ID	135								
Job Code	VPENGR								
Hire Date	10/30/19								
Normal Units	80.00000								
Pay Group	002								
<b>Anderson, Cornelia B</b>									
Employee ID	121								
Job Code	OPER3								
Hire Date	02/10/19								
Normal Units	40.00000								
Pay Group	001								
<b>Anderson, Rebecca A</b>									
Employee ID	140								
Job Code	OPER1								
Hire Date	11/29/19								
Normal Units	30.00000								
Pay Group	001								
<b>Attwater, Christine E</b>									
Employee ID	130								
Job Code	SECY2								
Hire Date	07/12/19								
Normal Units	40.00000								
Pay Group	001								
<b>Baker, Robert O</b>									
Employee ID	151								
Job Code	VPSALE								
Hire Date	05/18/19								
Normal Units	80.00000								
Pay Group	002								
		September 10, 2007 at 2:56 PM							Page 1

## Leave Liability

The Leave Liability report shows the monetary value of unused vacation, illness, and personal leave individual employees are entitled to if they accept pay instead of leave time, if applicable. Accounting can use this report to record the amount of leave payable as a balance sheet item.

EMPLOYEE ID	NAME	VACATION RATE	VACATION CARRY	VACATION CLOSE	VACATION ACCRUED	VACATION TAKEN	BALANCE	PAY RATE	LIABILITY AMOUNT
<b>ZSI/ABC SYSTEMS, INC — ZSI</b>									
<b>Vacation Liability</b>									
<b>Home Division is CORP - Corporate</b>									
101	Adams, Donald A	0.000000	10.00	0.00	240.00	80.00	170.00	64.98072	11046.72
102	Farber, Maximilian Clayt	0.000000	0.00	0.00	0.00	0.00	0.00	0.000000	0.00
109	Johnson, SPHR, Mary S	0.000000	10.00	0.00	29.59	0.00	39.59	35.17607	1392.62
24	Jones, Sheryl L	0.000000	10.00	0.00	160.00	0.00	170.00	23.55769	4004.81
107	Juarez, Maitan A	0.000000	10.00	0.00	29.59	0.00	39.59	16.58256	656.50
127	Margolis, Mary N	0.000000	0.00	0.00	0.00	0.00	0.00	13.000000	0.00
139	Smith, Nancy S	0.000000	10.00	0.00	29.59	0.00	39.59	24.95703	988.05
142	Startwith, Melissa S	0.000000	10.00	0.00	19.07	0.00	29.07	17.76777	516.51
<b>TOTALS FOR CORPORATE</b>			<b>60.00</b>	<b>0.00</b>	<b>507.84</b>	<b>80.00</b>	<b>487.84</b>		<b>18605.21</b>
<b>Home Division is ENGINEERING - Engineering</b>									
135	Albright, Albert M	0.000000	10.00	0.00	240.00	80.00	170.00	38.68265	6577.75
132	Bloknie, James S	0.000000	10.00	0.00	29.59	0.00	39.59	24.51393	970.51
106	Brown, Virgil L	0.000000	10.00	0.00	240.00	0.00	250.00	28.46078	7115.20
203	Darkwolf, Duke H	0.000000	52.27	0.00	1.97	0.00	54.24	20.76798	1127.54
124	Hernandez, Joseph	0.000000	64.00	0.00	39.45	0.00	103.45	32.17370	3328.37
120	Jones, Gilbert W	0.000000	10.00	0.00	29.59	0.00	39.59	38.52215	1525.09
202	Thundercloud, Wentworth J	0.000000	0.00	0.00	0.00	0.00	0.00	25.000000	0.00
134	White, Donald N	0.000000	10.00	0.00	39.45	0.00	49.45	38.68265	1913.35
<b>TOTALS FOR ENGINEERING</b>			<b>166.27</b>	<b>0.00</b>	<b>620.05</b>	<b>80.00</b>	<b>706.32</b>		<b>22557.81</b>
<b>Home Division is FINANCE - Finance</b>									
201	Dodge, CPA, Tom P	0.000000	10.00	0.00	19.73	0.00	29.73	18.60223	553.04
126	Finn, Gail S	0.000000	10.00	0.00	29.59	0.00	39.59	19.34632	765.92
133	Garcia, CPP, Tom T	0.000000	10.00	0.00	29.59	0.00	39.59	18.67745	739.44
143	Johnson, Sue Ellen	0.000000	10.00	0.00	19.73	0.00	29.73	12.43692	369.75
146	Willits, Joleen P	0.000000	10.00	0.00	240.00	0.00	250.00	41.55272	10386.18
<b>TOTALS FOR FINANCE</b>			<b>50.00</b>	<b>0.00</b>	<b>338.64</b>	<b>0.00</b>	<b>388.64</b>		<b>12816.33</b>
<b>Home Division is OPERATIONS - Operations</b>									
121	Anderson, Cornelia B	0.000000	10.00	0.00	29.59	40.00	-0.41	16.58256	-6.80

## Leave Status

This report shows each employee's vacation, illness and personal leave balances as well as the amounts accrued to date and the amounts taken to date. The amounts are updated after running a final payroll.

Employee ID	Name	Exempt Status	VACATION				ILLNESS				PERSONAL								
			Rate	Carry	Close	Accrued	Taken	Balance	Rate	Carry	Close	Accrued	Taken	Balance					
<b>Home Division is CORP - Corporate</b>																			
101	Adams, Donald A	Y	0.000000	10.00	0.00	240.00	80.00	170.00	0.000000	20.00	0.00	10.52	0.00	30.52	0.00	0.00	24.00	0.00	24.00
102	Ferber, Maximilian	Y	0.000000	0.00	0.00	0.00	0.00	0.00	0.770000	0.00	8.47	0.00	8.47	0.00	0.00	0.61	0.00	0.00	0.61
109	Johnson, SPHR,	Y	0.000000	10.00	0.00	29.59	0.00	39.59	0.000000	20.00	0.00	64.22	0.00	84.22	0.00	0.00	24.00	0.00	24.00
24	Jones, Sheryl L	Y	0.000000	10.00	0.00	160.00	0.00	170.00	0.770000	0.00	13.86	0.00	13.86	0.000000	0.00	0.00	24.00	0.00	24.00
107	Juarez, Marian A	Y	0.000000	10.00	0.00	29.59	0.00	39.59	0.770000	10.00	114.73	0.00	24.00	100.73	0.00	0.00	24.00	0.00	24.00
127	Margolis, Mary N	N	0.000000	0.00	0.00	0.00	0.00	0.00	0.770000	0.00	0.00	0.00	0.00	0.00	0.00	0.00	0.00	0.00	0.00
139	Smith, Nancy S	Y	0.000000	10.00	0.00	29.59	0.00	39.59	0.770000	10.00	114.73	0.00	24.00	100.73	0.00	4.69	24.00	0.00	28.69
142	Startwrth, Melissa S	N	0.000000	10.00	0.00	19.07	0.00	29.07	0.770000	40.00	114.73	0.00	24.00	130.73	0.00	4.72	24.00	0.00	28.72
<b>TOTALS FOR CORPORATE</b>				<b>60.00</b>	<b>0.00</b>	<b>507.84</b>	<b>80.00</b>	<b>487.84</b>		<b>100.00</b>	<b>366.52</b>	<b>74.74</b>	<b>72.00</b>	<b>469.26</b>	<b>0.00</b>	<b>10.02</b>	<b>144.00</b>	<b>0.00</b>	<b>154.02</b>
<b>Home Division is ENGINEERING - Engineering</b>																			
135	Albright, Albert M	Y	0.000000	10.00	0.00	240.00	80.00	170.00	0.000000	20.00	0.00	33.53	0.00	53.53	0.00	0.00	24.00	0.00	24.00
132	Bickmire, James S	N	0.000000	10.00	0.00	29.59	0.00	39.59	0.770000	10.00	116.27	0.00	40.00	86.27	0.00	0.00	24.00	0.00	24.00
106	Brown, Virgil L	Y	0.000000	10.00	0.00	240.00	0.00	250.00	0.000000	20.00	0.00	68.82	0.00	88.82	0.00	0.00	24.00	0.00	24.00
203	Darkwolf, Duke H	N	0.000000	52.27	0.00	1.97	0.00	54.24	0.770000	0.00	47.74	0.00	16.00	31.74	0.00	0.00	24.00	0.00	24.00
124	Hernandez, Joseph	Y	0.000000	64.00	0.00	39.45	0.00	103.45	0.000000	20.00	0.00	47.34	0.00	67.34	0.00	0.00	24.00	0.00	24.00
120	Jones, Gilbert W	Y	0.000000	10.00	0.00	29.59	0.00	39.59	0.000000	20.00	0.00	59.62	0.00	79.62	0.00	0.00	24.00	0.00	24.00
202	Thundercloud,	N	0.000000	0.00	0.00	0.00	0.00	0.00	0.000000	0.00	0.00	0.00	0.00	0.00	1.01	0.00	0.00	1.01	
134	White, Donald N	N	0.000000	10.00	0.00	39.45	0.00	49.45	0.000000	20.00	0.00	33.53	0.00	53.53	0.00	0.00	24.00	0.00	24.00
<b>TOTALS FOR ENGINEERING</b>				<b>166.27</b>	<b>0.00</b>	<b>620.05</b>	<b>80.00</b>	<b>706.32</b>		<b>110.00</b>	<b>164.01</b>	<b>242.84</b>	<b>56.00</b>	<b>460.85</b>	<b>0.00</b>	<b>1.01</b>	<b>144.00</b>	<b>0.00</b>	<b>145.01</b>
<b>Home Division is FINANCE - Finance</b>																			
201	Dodge, CPA, Tom P	N	0.000000	10.00	0.00	19.73	0.00	29.73	0.000000	20.00	0.00	18.85	0.00	38.85	0.00	0.00	24.00	0.00	24.00
126	Finn, Gail S	N	0.000000	10.00	0.00	29.59	0.00	39.59	0.000000	20.00	0.00	47.34	0.00	67.34	0.00	0.00	24.00	0.00	24.00
133	Garcia, CPP, Tom T	N	0.000000	10.00	0.00	29.59	0.00	39.59	0.000000	20.00	0.00	16.00	0.00	36.00	0.00	0.00	24.00	0.00	24.00
143	Johnson, Sue Ellen	N	0.000000	10.00	0.00	19.73	0.00	29.73	0.770000	0.00	114.73	0.00	24.00	90.73	0.00	0.00	24.00	0.00	24.00
146	Willits, Joleen P	Y	0.000000	10.00	0.00	240.00	0.00	250.00	0.000000	20.00	0.00	29.59	0.00	49.59	0.00	0.00	24.00	0.00	24.00

## Multiple Jobs Setup

This report shows the primary and secondary jobs for each employee working multiple jobs.

EMPLOYEE		PRIMARY				SECONDARY			
ID	NAME	JOB CODE	JOB TITLE	PAY RATE PER	WORK COMP	JOB CODE	JOB TITLE	PAY RATE PER	WORK COMP
113	Rodriguez, Richard N	BUYER	RawMaterials Buy	530.64200	W	8610	Assembly Line Ins	12.00000	H
						LINEIN			

**Time Sheet Edit**

This report identifies irregularities in time sheet entries by providing hours or unit totals for each employee. Use the employee total lines to identify employees with more hours or units than normal for the pay period or with fewer hours or units than normal. Before running a final payroll, check for exempt employees who worked more reported hours than normal, nonexempt employees who worked fewer hours than normal, and employees who took more vacation, sick or other leave hours than they have available. You can also see which employees are missing time sheets.

<b>ZSI/ABC SYSTEMS, INC — ZSI</b>													
Time Sheet Edit													
EMPLOYEE ID	NAME	PAY GROUP	JOB CODE	CHARGE DATE	EARN CODE	EARN DESCRIPTION	SHIFT	HOURS	UNITS	UNIT RATE	RATE FACTOR	GROSS PAY	
<b>Home Division is CORP - Corporate</b>													
101	Adams, Donald A	002	PRES	08/03/2007	0001	Regular Pay	01	80.00000	58.46158	1.00000		4676.93	
								TOTALS FOR THIS EMPLOYEE					4676.93
107	Juarez, Marian A	001	SECY2	08/03/2007	0001	Regular Pay	01	40.00000	10.21428	1.00000		408.57	
								TOTALS FOR THIS EMPLOYEE					408.57
108	Johnson, Mary Sue	002	MGRHR	08/03/2007	0001	Regular Pay	01	80.00000	24.03846	1.00000		1923.08	
								TOTALS FOR THIS EMPLOYEE					1923.08
127	Margolis, Mary N	001	APCL2	08/03/2007	0001	Regular Pay	01	40.00000	13.01250	1.00000		520.50	
								TOTALS FOR THIS EMPLOYEE					520.50
143	Johnson, Sue Ellen	001	APCL1	08/03/2007	0001	Regular Pay	01	40.00000	10.23600	1.00000		409.44	
								TOTALS FOR THIS EMPLOYEE					409.44
TOTALS FOR CORPORATE													
EMPLOYEE COUNT:								5					7938.52

## Standard Payroll Reports

Standard Payroll information includes employees' earnings and deductions, general ledger distribution, and gross-to-net figures.

The Standard Payroll reports include:

- [401\(k\)](#)
- [Check Reconciliation](#)
- [Check Register](#)
- [Check/Direct Deposit Register](#)
- [Direct Deposit Register](#)
- [Employee Deductions](#)
- [Employee Earnings](#)
- [General Ledger Distributions](#)
- [Gross to Net Detail](#)
- [Gross to Net Summary](#)
- [Payee Withholdings](#)
- [Payroll Allocations](#)
- [Payroll Deposit Requirements](#)
- [Supplementary Payroll Information](#)
- [Tax Deposit](#)
- [Tax Withholdings by Tax Code](#)
- [Unemployment/Disability Wages](#)
- [Workers' Compensation Cost](#)

401(k)

The 401(k) report lists the employees, their contributions to the 401(k) plan and any matching or partial matching of contributions by their employer.

<b>ZSI/ABC SYSTEMS, INC — ZSI</b>												
<b>401 (k) Report</b>												
SOCIAL SECURITY #	EMPLOYEE NAME	HIRE DATE	BIRTH DATE	AGE AS OF 12/31	DED. START DATE	DEDUCTION GOAL	DEDUCTION AMOUNT	PERIOD EARNINGS	EMPLOYEE CONTRIB	EMPLOYER MATCH		
<b>Deduction Code is 0001 — 401(k) %Plan</b>												
232-09-8027	Adams, Donald A	02/12/1976	01/11/1953	54	01/01/1980	15500.00	15.0000%	0.00	0.00	0.00		
423-26-5666	Albright, Albert M	10/30/1988	07/25/1950	57	10/30/1988	15500.00	10.0000%	0.00	0.00	0.00		
452-34-5555	Anderson, Rebecca A	11/29/1989	06/10/1983	24	11/29/1989	15500.00	10.0000%	0.00	0.00	0.00		
576-86-7858	Attwater, Christine E	07/12/1988	10/10/1959	48	07/12/1988	15500.00	10.0000%	0.00	0.00	0.00		
242-35-6868	Baker, Robert Q	05/18/1993	04/15/1945	62	05/18/1993	15500.00	10.0000%	0.00	0.00	0.00		
254-65-8756	Banadian, Pepper S	04/16/1988	07/19/1966	41	04/16/1988	15500.00	10.0000%	0.00	0.00	0.00		
121-12-1212	Brown, Virgil L	05/22/1986	07/12/1956	51	05/22/1986	15500.00	10.0000%	0.00	0.00	0.00		
765-13-2454	Chin, Nora C	03/18/1988	09/23/1959	48	03/18/1988	15500.00	15.0000%	0.00	0.00	0.00		
724-45-4677	Hatfield, Carolyn N	12/07/1989	12/01/1949	58	12/07/1989	15500.00	8.0000%	0.00	0.00	0.00		
723-41-6749	Jones, SPHR, Mary S	06/12/1988	06/30/1964	43	06/12/1988	15500.00	10.0000%	0.00	0.00	0.00		
788-31-4112	Jones, Sheryl L	02/01/2006	12/05/1970	37	02/01/2006	15500.00	5.0000%	0.00	0.00	0.00		
234-55-5556	Rise, Judith P	11/27/1988	03/21/1952	55	01/01/2002	15500.00	15.0000%	0.00	0.00	0.00		
652-53-4364	Thompson, Wendy G	06/27/1989	02/28/1956	51	06/27/1989	15500.00	10.0000%	0.00	0.00	0.00		
345-55-5554	White, Stacy R	05/29/1989	04/12/1959	48	05/29/1989	15500.00	10.0000%	0.00	0.00	0.00		
345-66-5436	Willits, Joleen P	11/17/1989	12/17/1965	42	11/17/1989	15500.00	15.0000%	0.00	0.00	0.00		
<b>TOTALS FOR THIS DEDUCTION</b>									<b>0.00</b>	<b>0.00</b>	<b>0.00</b>	<b>0.00</b>
<b>Deduction Code is 0006 — 401k Amt (\$)</b>												
136-36-3636	Anderson, Cornelia B	02/10/1989	11/11/1960	47	01/01/1999	15500.00	50.0000	0.00	0.00	0.00		
234-34-5658	Bickmire, James S	11/28/1989	07/19/1944	63	01/01/1999	15500.00	50.0000	0.00	0.00	0.00		
134-34-3434	Bramble, Virginia L	04/20/1987	12/21/1954	53	01/01/1999	15500.00	75.0000	0.00	0.00	0.00		
333-42-5542	Colombo, Adam N	06/28/1989	04/09/1967	40	01/01/1999	15500.00	50.0000	0.00	0.00	0.00		
433-65-6179	Deakwolf, Duke H	03/08/1999	07/15/1953	54	03/08/1999	15500.00	75.0000	0.00	0.00	0.00		
254-34-5678	Dodge, CP A, Tom P	01/05/1998	06/30/1958	49	01/01/1999	15500.00	150.0000	0.00	0.00	0.00		
543-65-7766	Eagle, James J	09/28/1989	12/20/1955	52	01/01/1999	15500.00	200.0000	0.00	0.00	0.00		
135-35-3535	Jones, Gilbert W	07/03/1988	03/22/1957	50	01/01/1999	15500.00	200.0000	0.00	0.00	0.00		
133-33-3333	Krause, Janet A	03/09/1988	06/17/1960	47	01/01/1999	15500.00	200.0000	0.00	0.00	0.00		
624-53-9033	Von Raes, Mary E	02/28/1983	09/12/1945	62	01/01/1999	15500.00	250.0000	0.00	0.00	0.00		

### Check Reconciliation

This report shows the total net pay amount and reconciliation status of the checks (outstanding, cleared or voided) you select for the report.

<b>ZSI/ABC SYSTEMS, INC — ZSI</b>						
Check Reconciliation Report						
EMPLOYEE	CHECK	STATUS	RECONCILIATION	CHECK		
ID	NUMBER	CHANGE	STATUS	AMOUNT		
NAME	DATE	DATE				
<b>056007387 — Bank of the United States</b>						
<b>PAY GROUP - 002    ACCOUNT NUMBER - 8009-068/</b>						
109	Johnson, SPHR, Mary S	0010434	03/30/2007	//	Outstanding	1850.80
114	Rise, Judith P	0010435	03/30/2007	//	Outstanding	2611.84
114	Rise, Judith P	0010436	03/30/2007	//	Outstanding	829.08
115	Peacock, Richard S	0010437	03/30/2007	//	Outstanding	1791.16
118	Krause, Janet A	0010438	03/30/2007	//	Outstanding	1497.50
120	Jones, Gilbert W	0010439	03/30/2007	//	Outstanding	2172.04
124	Hernandez, Joseph	0010440	03/30/2007	//	Outstanding	5984.28
126	Finn, Gail S	0010441	03/30/2007	//	Outstanding	1113.05
131	Eagle, James J	0010442	03/30/2007	//	Outstanding	1965.85
133	Garcia, CPP, Tom T	0010443	03/30/2007	//	Outstanding	1255.52
134	White, Donald N	0010444	03/30/2007	//	Outstanding	2481.61
135	Albright, Albert M	0010445	03/30/2007	//	Outstanding	2205.09
144	Von Raes, Mary E	0010446	03/30/2007	//	Outstanding	1092.63
145	Nagassi, Robert N	0010447	03/30/2007	//	Outstanding	1824.90
146	Willits, Joleen P	0010448	03/30/2007	//	Outstanding	2211.03
147	Chin, Nora C	0010449	03/30/2007	//	Outstanding	3029.57
151	Baker, Robert Q	0010450	03/30/2007	//	Outstanding	3492.69
152	Moreland, Beverly C	0010451	03/30/2007	//	Outstanding	3228.44
201	Dodge, CPA, Tom P	0010452	03/30/2007	//	Outstanding	1063.94
202	Thundercloud, Wentworth J	0010453	03/30/2007	//	Outstanding	1255.00
24	Jones, Sheryl L	0010454	03/30/2007	//	Outstanding	1372.26
<b>TOTALS FOR THIS BANK</b>						<b>44328.28</b>

## Check Register

This report provides a one-line, gross-to-net summary for all checks written and is run for checks from the latest payroll or any date range you specify. It includes automatically generated checks, on demand checks and voided payments. Voided payments appear with a minus sign in front of the amounts.

You can choose to report all current checks or checks from a previous time period. Click the History radio button and enter the From and Through dates if you want to print past checks.

<b>ZSI/ABC SYSTEMS, INC — ZSI</b>							
<b>Check Register</b>							
Check Date Range : 03/11/2007 thru 09/11/2007							
<b>EMPLOYEE ID</b>	<b>NAME</b>	<b>CHECK NUMBER</b>	<b>CHECK DATE</b>	<b>GROSS PAY</b>	<b>TAXES WITHHELD</b>	<b>DEDUCTIONS</b>	<b>CHECK AMOUNT</b>
<b>Bank Routing Number is 056007387 — Bank of the United States</b>							
109	Johnson, SPHR, Mary S.	0010434	03/30/2007	2818.61	673.46	289.83	1850.80
114	Rise, Judith P.	0010435	03/30/2007	4041.76	769.52	645.54	2611.84
114	Rise, Judith P.	0010436	03/30/2007	1645.00	569.17	246.75	829.08
115	Peacock, Richard S.	0010437	03/30/2007	2146.13	297.42	54.64	1791.16
118	Krause, Janet A.	0010438	03/30/2007	2242.57	491.89	250.00	1497.50
120	Jones, Gilbert W.	0010439	03/30/2007	3089.52	567.00	342.73	2172.04
124	Hernandez, Joseph	0010440	03/30/2007	6480.00	495.72	0.00	5984.28
126	Finn, Gail S.	0010441	03/30/2007	1547.71	321.24	8.42	1113.05
131	Eagle, James J.	0010442	03/30/2007	2702.82	475.79	251.41	1965.85
133	Garcia, CPP, Tom T.	0010443	03/30/2007	1472.87	180.27	58.41	1255.52
134	Write, Donald N.	0010444	03/30/2007	3103.16	559.16	54.64	2481.61
135	Albright, Albert M.	0010445	03/30/2007	3117.64	537.40	352.92	2205.09
144	Von Raes, Mary E.	0010446	03/30/2007	1626.71	271.61	251.50	1092.63
145	Nagassi, Robert N.	0010447	03/30/2007	2233.81	404.23	1.50	1824.90
146	Willits, Joleen P.	0010448	03/30/2007	3329.94	556.13	557.06	2211.03
147	Chin, Nora C.	0010449	03/30/2007	4663.85	932.62	689.75	3029.57
151	Baker, Robert Q.	0010450	03/30/2007	5204.95	1119.06	532.89	3492.69
152	Moreland, Beverly C.	0010451	03/30/2007	4233.67	993.52	4.79	3228.44
201	Dodge, CPA, Tom P.	0010452	03/30/2007	1488.18	274.24	150.00	1063.94
202	Thundercloud, Wentworth J.	0010453	03/30/2007	1255.00	0.00	0.00	1255.00
24	Jones, Sheryl L.	0010454	03/30/2007	1884.62	409.71	102.65	1372.26
<b>TOTALS FOR THIS BANK</b>				<b>60328.52</b>	<b>10899.16</b>	<b>4845.43</b>	<b>44328.28</b>
<b>Bank Routing Number is 071036210 — Bank One</b>							
104	Smith, Zabrina S.	0012545	03/30/2007	486.71	88.49	0.00	397.93
105	Bandana, Pepper S.	0012546	03/30/2007	619.20	109.92	62.66	446.50
107	Juarez, Marian A.	0012547	03/30/2007	663.30	129.58	0.00	533.72
113	Rodriguez, Richard N.	0012548	03/30/2007	540.64	101.06	0.00	439.58
117	Hatfield, Carolyn N.	0012549	03/30/2007	552.75	66.04	63.70	423.01
119	Bramble, Virginia L.	0012550	03/30/2007	522.15	59.32	75.00	387.83
121	Anderson, Cornelia B.	0012551	03/30/2007	625.60	74.01	50.00	499.99
121	Anderson, Cornelia B.	0012552	03/30/2007	0.00	0.00	0.00	0.00
125	DeWitt, Deana Sue.	0012553	03/30/2007	725.98	140.13	26.87	558.98
128	Goldstein, Alicia T.	0012554	03/30/2007	778.66	163.10	0.00	614.88
129	Thompson, Wendy G.	0012555	03/30/2007	844.61	126.26	84.46	633.89
130	Attwater, Christine E.	0012556	03/30/2007	554.08	95.23	59.62	399.23
132	Bicknire, James S.	0012557	03/30/2007	866.04	177.33	204.21	478.73
137	Write, Stacy R.	0012558	03/30/2007	574.86	99.77	61.70	413.39
139	Smith, Nancy S.	0012559	03/30/2007	998.28	174.65	0.00	823.63
140	Anderson, Rebecca A.	0012560	03/30/2007	322.57	26.62	67.89	228.06
142	Startwirth, Melissa S.	0012561	03/30/2007	1180.50	166.56	0.00	544.15
143	Johnson, Sue Ellen	0012562	03/30/2007	497.48	90.50	3.46	403.52
148	Colombo, Adam N.	0012563	03/30/2007	656.28	119.76	54.21	481.90
<b>TOTALS FOR THIS BANK</b>				<b>12009.69</b>	<b>2008.33</b>	<b>813.78</b>	<b>8708.92</b>
<b>TOTALS FOR THIS EMPLOYER</b>				<b>72338.21</b>	<b>12907.49</b>	<b>5659.21</b>	<b>53037.20</b>
*** = Not included in totals due to an overflowcheck situation							
September 11, 2007 at 1:06 PM						Page 1	

### Check/Direct Deposit Register

This report shows the check and direct deposit advice stubs for the current pay period or any date range you specify. If you run the Check/Direct Deposit Register from the Standard Payroll Reports after printing checks/direct deposits, the report also includes on-demand checks and voided payments. You can also select to include a summary page that shows totals for each earning, tax and deduction.

Generate the Check/Direct Deposit Detail report during trial payroll to produce a detailed account of each employee's calculated check or direct deposit advice for the current pay period.

ZSI/ABC SYSTEMS, INC — ZSI								
Check/Direct Deposit Register								
Check Date Range 03/01/2007 thru 09/11/2007								
EARNINGS			TAXES			DEDUCTIONS		
CODE	DESCRIPTION	HOURS/UNITS	AMOUNT EARNED	DESCRIPTION	AMOUNT WITHHELD	CODE	DESCRIPTION	AMOUNT WITHHELD
<b>Home Department is ACCOUNTING - Accounting</b>								
Dodge, CPA, Tom P - 201 SSN is 254-34-5678 Check Date 03/30/2007 - 0010452								
0001	Regular Pay	80.00	1488.18	CALIFORNIA DISA	8.93	0006	401k Amt (\$)	150.00
				FEDERAL INCOME	151.46			
				FEDERAL MEDICAR	21.58			
				FEDERAL SOCIAL	92.27			
GROSS			80.00	1488.18	TAXES	274.24	DEDUCTIONS	150.00
							PAY AMOUNT	1063.94
Finn, Gail S - 126 SSN is 345-55-6778 Check Date 03/30/2007 - 0010441								
0001	Regular Pay	80.00	1547.71	CALIFORNIA DISA	9.29	2500	HMO	6.92
				FEDERAL INCOME	193.55	2502	Dental	1.50
				FEDERAL MEDICAR	22.44			
				FEDERAL SOCIAL	95.96			
GROSS			80.00	1547.71	TAXES	321.24	DEDUCTIONS	8.42
							PAY AMOUNT	1218.05
Garcia, CPP, Tom T - 133 SSN is 634-57-6547 Check Date 03/30/2007 - 0010443								
0001	Regular Pay	80.00	1494.20	CALIFORNIA DISA	8.84	0025	(GTL) Life Ins.	3.77
0020	Excess Life BW		1.29	FEDERAL INCOME	58.75	2500	HMO	46.62
0025	Grp Term Life/Wk		-22.62	FEDERAL MEDICAR	21.36	2502	Dental	4.79
				FEDERAL SOCIAL	91.32	2505	Prescriptions	3.23
GROSS			80.00	1472.87	TAXES	180.27	DEDUCTIONS	58.41
							PAY AMOUNT	1255.52
Johnson, Sue Ellen - 143 SSN is 234-57-8934 Check Date 03/30/2007 - 0012562								
0001	Regular Pay	40.00	497.48	CALIFORNIA DISA	2.98	2500	HMO	3.46
				FEDERAL INCOME	49.47			
				FEDERAL MEDICAR	7.21			
				FEDERAL SOCIAL	30.84			
GROSS			40.00	497.48	TAXES	90.50	DEDUCTIONS	3.46
							PAY AMOUNT	403.52
Willits, Joleen P - 146 SSN is 345-66-5436 Check Date 03/30/2007 - 0010448								
0001	Regular Pay	80.00	3324.22	CALIFORNIA DISA	19.98	0001	401(k) %Plan	498.63
0020	Excess Life BW		5.72	FEDERAL INCOME	281.41	2500	HMO	46.62
				FEDERAL MEDICAR	48.28	2502	Dental	4.79
				FEDERAL SOCIAL	206.46	2503	Vision	3.79
						2505	Prescriptions	3.23
GROSS			80.00	3329.94	TAXES	556.13	DEDUCTIONS	557.06
							PAY AMOUNT	2211.03
<b>TOTALS FOR ACCOUNTING</b>								
<b>GROSS</b>			<b>360.00</b>	<b>8336.18</b>	<b>TAXES</b>	<b>1422.38</b>	<b>DEDUCTIONS</b>	<b>777.35</b>
							<b>PAY AMOUNT</b>	<b>6152.06</b>
September 11, 2007 at 1:08 PM <span style="float: right;">Page 1</span>								

### Direct Deposit Register

This report shows all direct deposits for the current payroll period or any date range you specify. Run this report after you print and save direct deposit advices. The Direct Deposit Register may be accepted by some ACH member banks in lieu of the ACH direct deposit disk file for transferring transactions.

<b>ZSI/ABC SYSTEMS, INC — ZSI</b>					
<b>Direct Deposit Register</b>					
Check Date Range 03/11/2007 thru 09/11/2007					
EMPLOYEE ID	NAME	BANK ROUTING #	BANK ACCOUNT NUMBER	DEPOSIT DATE	DEPOSIT AMOUNT
101	Adams, Donald A.	056007387	789455	03/30/2007	50.00
101	Adams, Donald A.	061036000	98432291	03/30/2007	2680.77
106	Brown, Virgil L.	056007387	38376552	03/30/2007	1638.10
110	Huang, Mary M.	061036000	8626090	03/30/2007	586.13
110	Huang, Mary M.	056007387	758439573	03/30/2007	5.00
110	Huang, Mary M.	056007387	124686853	03/30/2007	12.00
110	Huang, Mary M.	056007387	1323636	03/30/2007	7.50
110	Huang, Mary M.	056007387	706743534	03/30/2007	10.00
126	Finn, Gail S.	071036210	2380977	03/30/2007	5.00
126	Finn, Gail S.	071036210	327483252	03/30/2007	100.00
205	Palmer, Courtney C.	061036000	657589302	03/30/2007	1859.29
TOTAL AMOUNT					6953.79

---

September 11, 2007 at 1:11 PM
Page 1

## Employee Deductions

This report shows the deductions withheld for the current pay period and month, quarter and year-to-date. You can generate a report for deductions codes, active deductions, inactive deductions, deductions in arrears, or all deductions on file. Arrears Amount represents an amount of money to withhold from the next check when the current check does not contain enough net pay to cover the deduction. Assuming there is enough to cover both deductions, the amount is withheld in the next final payroll run in addition to the standard amount. If this is not possible, a new arrears amount is generated for the amount that could not be withheld.

ZSI/ABC SYSTEMS, INC — ZSI													
Employee Deductions													
DED CODE	START DATE	STOP DATE	AMOUNT	ARREARS AMOUNT	CURRENT AMOUNT	MONTH TO DATE AMOUNT	QUARTER TO DATE AMOUNT	YEAR TO DATE AMOUNT	GOAL	B/BALANCE	ANNUAL COMP LIMIT	ANNUAL COMP BALANCE	STATUS
<b>101 Adams, Donald A</b>													
0001	01/01/1980	12/31/2099	15.00%	0.00	0.00	0.00	0.00	2339.31	15500.00	14680.69	9999999.99	9984404.61	A
0007	01/13/2003	12/31/2099	1000.00	0.00	0.00	0.00	0.00	3000.00	4000.00	1000.00	9999999.99	9983204.61	A
2500	01/01/2003	12/31/2099	46.62	0.00	0.00	0.00	0.00	139.86	9999999.99	9985902.53	9999999.99	9977767.34	A
2502	01/01/2003	12/31/2099	4.79	0.00	0.00	0.00	0.00	14.37	9999999.99	9989854.52	9999999.99	9977767.34	A
2503	01/01/2003	12/31/2099	3.79	0.00	0.00	0.00	0.00	11.37	9999999.99	9989647.52	9999999.99	9977767.34	A
2505	01/01/2003	12/31/2099	3.23	0.00	0.00	0.00	0.00	9.69	9999999.99	9989699.60	9999999.99	9977767.34	A
<b>Totals for this Employee</b>			<b>1058.43</b>	<b>0.00</b>	<b>0.00</b>	<b>0.00</b>	<b>0.00</b>	<b>5514.60</b>	<b>40019.49</b>	<b>40010.46</b>	<b>59999999.94</b>	<b>59878676.58</b>	
<b>102 Farber, Maximilian Clayt</b>													
0200	01/01/1988	12/31/2000	2000.00	0.00	0.00	0.00	0.00	0.00	9999999.99	9975999.99	9999999.99	9999999.99	I
<b>Totals for this Employee</b>			<b>2000.00</b>	<b>0.00</b>	<b>0.00</b>	<b>0.00</b>	<b>0.00</b>	<b>0.00</b>	<b>9999999.99</b>	<b>9975999.99</b>	<b>9999999.99</b>	<b>9999999.99</b>	
<b>105 Bandana, Pepper S</b>													
0001	04/16/1988	12/31/2099	10.00%	0.00	0.00	0.00	0.00	247.64	15500.00	15252.36	9999999.99	9987523.66	A
2502	01/01/2003	12/31/2099	0.75	0.00	0.00	0.00	0.00	3.00	9999999.99	9989687.49	9999999.99	9986923.77	A
<b>Totals for this Employee</b>			<b>0.75</b>	<b>0.00</b>	<b>0.00</b>	<b>0.00</b>	<b>0.00</b>	<b>250.64</b>	<b>10015.49</b>	<b>10015.13</b>	<b>19999999.98</b>	<b>19994447.43</b>	
<b>106 Brown, Virgil L</b>													
0001	05/22/1988	12/31/2099	10.00%	0.00	0.00	0.00	0.00	683.07	15500.00	14816.93	9999999.99	9983169.41	A
2500	01/01/2003	12/31/2099	30.92	0.00	0.00	0.00	0.00	92.76	9999999.99	9987299.35	9999999.99	9980963.14	A
2505	01/01/2003	12/31/2099	3.23	0.00	0.00	0.00	0.00	9.69	9999999.99	9989702.83	9999999.99	9980963.14	A
<b>Totals for this Employee</b>			<b>34.15</b>	<b>0.00</b>	<b>0.00</b>	<b>0.00</b>	<b>0.00</b>	<b>785.52</b>	<b>20015.49</b>	<b>20018.19</b>	<b>29999999.97</b>	<b>29975095.69</b>	
<b>107 Juarez, Marian A</b>													
0017	01/25/2002	12/31/2099	100.00	0.00	0.00	0.00	0.00	0.00	3000.00	0.00	9999999.99	9999999.99	I
<b>Totals for this Employee</b>			<b>100.00</b>	<b>0.00</b>	<b>0.00</b>	<b>0.00</b>	<b>0.00</b>	<b>0.00</b>	<b>3000.00</b>	<b>0.00</b>	<b>9999999.99</b>	<b>9999999.99</b>	

## Employee Earnings

The Employee Earnings report shows the earnings recorded for the current pay period and month, quarter and year-to-date. The grand total figures for the current, month, quarter and year-to-date amounts do not always match gross pay amounts because some earnings codes (such as reported tips, excess group life insurance, etc.) are not part of the gross pay but serve only to increase taxable wages.

You can narrow your report to a specific earnings code as well as choose from other report selection criteria such as active time sheet earnings, active other earnings, all active earnings, all inactive earnings or all earnings.

ZSI/ABC SYSTEMS, INC — ZSI												
Employee Earnings												
EMPLOYEE ID	I/NAME	E/ARI CODE	START DATE	STOP DATE	AMOUNT	CURRENT HOURS	CURRENT AMOUNT	MONTH TO DATE AMOUNT	QUARTER TO DATE AMOUNT	YEAR TO DATE AMOUNT	STATUS	
101	Adams, Donald A	0001	01/22/2000	12/31/2099	0.00000	0.00000	0.00	0.00	0.00	9357.23	A	
		0002	05/16/2003	12/31/2099	0.00000	0.00000	0.00	0.00	0.00	0.00	A	
		0004	01/08/2000	12/31/2099	0.00000	0.00000	0.00	0.00	0.00	5196.46	A	
		0005	04/26/2002	12/31/2099	0.00000	0.00000	0.00	0.00	0.00	0.00	A	
		0007	01/08/2000	12/31/2099	0.00000	0.00000	0.00	0.00	0.00	1039.69	A	
		0016	03/18/2000	12/31/2099	0.00000	0.00000	0.00	0.00	0.00	0.00	A	
		0017	01/01/2000	12/31/2099	400.00000	0.00000	0.00	0.00	0.00	1200.00	A	
		0019	08/01/2003	12/31/2099	1600.00000	0.00000	0.00	0.00	0.00	0.00	I	
		0020	01/01/2000	12/31/2099	23.57000	0.00000	0.00	0.00	0.00	70.71	A	
		0100	07/04/2003	12/31/2099	0.00000	0.00000	0.00	0.00	0.00	0.00	A	
<b>TOTALS FOR THIS EMPLOYEE</b>					<b>2023.5700</b>	<b>0.00000</b>	<b>0.00</b>	<b>0.00</b>	<b>0.00</b>	<b>16866.09</b>		
102	Farber, Maximilian Clayt	0001	03/01/2002	12/31/2099	0.00000	0.00000	0.00	0.00	0.00	0.00	A	
		0019	06/20/2002	07/01/2002	500.00000	0.00000	0.00	0.00	0.00	0.00	I	
		0022	01/01/2002	07/01/2002	6730.00000	0.00000	0.00	0.00	0.00	0.00	I	
		0038	12/30/2002	12/31/2099	0.00000	0.00000	0.00	0.00	0.00	0.00	A	
<b>TOTALS FOR THIS EMPLOYEE</b>					<b>7230.00000</b>	<b>0.00000</b>	<b>0.00</b>	<b>0.00</b>	<b>0.00</b>	<b>0.00</b>		
104	Smith, Zakirna S	0001	01/08/2000	12/31/2099	0.00000	0.00000	0.00	0.00	0.00	1848.40	A	
		0002	02/01/2002	12/31/2099	0.00000	0.00000	0.00	0.00	0.00	0.00	A	
		0003	01/03/2003	12/31/2099	0.00000	0.00000	0.00	0.00	0.00	0.00	A	
		0004	01/01/2000	12/31/2099	0.00000	0.00000	0.00	0.00	0.00	0.00	A	
		0005	08/12/2000	12/31/2099	0.00000	0.00000	0.00	0.00	0.00	0.00	A	
		0007	01/01/2000	12/31/2099	0.00000	0.00000	0.00	0.00	0.00	97.28	A	
		0012	01/01/2000	12/31/2099	0.29000	0.00000	0.00	0.00	0.00	1.16	A	
		0016	02/12/2000	12/31/2099	0.00000	0.00000	0.00	0.00	0.00	0.00	A	
		0019	03/14/2003	12/31/2099	150.00000	0.00000	0.00	0.00	0.00	0.00	I	
		0100	07/04/2003	12/31/2099	0.00000	0.00000	0.00	0.00	0.00	0.00	A	
<b>TOTALS FOR THIS EMPLOYEE</b>					<b>150.29000</b>	<b>0.00000</b>	<b>0.00</b>	<b>0.00</b>	<b>0.00</b>	<b>1946.84</b>		
105	Eandana, Pepper S	0001	01/08/2000	12/31/2099	0.00000	0.00000	0.00	0.00	0.00	2352.51	A	

## General Ledger Distributions

Use this report to post the pay period's debits and credits to your company's General Ledger. You can generate the report by payroll number or by check date range. You can also opt to include individual charge dates.

When you want to delete your general ledger postings to conserve disk space, use the Delete Payroll Records process.

<b>ZSI/ABC SYSTEMS, INC — ZSI</b>				
<b>General Ledger Distributions Report</b>				
Ordered by Account Number				
Check Date Range : 03/11/2007 thru 09/11/2007				
ACCOUNT NUMBER	ACCOUNT DESCRIPTION	CHECK DATE	DEBITS	CREDITS
2200-00-0000	Federal WH Payable	03/30/2007	0.00	8036.58
2202-00-0000	FICA Social Security	03/30/2007	0.00	5070.37
2203-00-0000	FICA Medicare	03/30/2007	0.00	1185.85
2204-00-0000	State Disability	03/30/2007	0.00	451.82
2205-00-0000	State WH Payable	03/30/2007	0.00	83.90
2220-00-0000	401(k) Plan WH	03/30/2007	0.00	6755.06
2221	Insurance WH	03/30/2007	0.00	722.40
2223-25-0000	Misc Employee Deductions	03/30/2007	0.00	50.00
2223-89-0000	Misc Employee Deductions	03/30/2007	0.00	250.00
7250-10	Salary and Wages	03/30/2007	710.71	0.00
7250-10-0200	Salary and Wages	03/30/2007	5861.76	0.00
7250-10-0600	Salary and Wages	03/30/2007	5696.99	0.00
7250-11-0200	Salary and Wages	03/30/2007	4744.64	0.00
7250-11-0900	Salary and Wages	03/30/2007	3826.75	0.00
7250-11-1200	Salary and Wages	03/30/2007	13420.97	0.00
7250-13-0100	Salary and Wages	03/30/2007	8351.79	0.00
7250-14-0700	Salary and Wages	03/30/2007	12453.30	0.00
7250-14-0800	Salary and Wages	03/30/2007	1062.79	0.00
7250-14-1100	Salary and Wages	03/30/2007	1622.59	0.00
7250-15-0500	Salary and Wages	03/30/2007	3747.00	0.00
7250-15-0700	Salary and Wages	03/30/2007	3095.41	0.00
7250-15-1300	Salary and Wages	03/30/2007	5372.27	0.00
7256-10-0200	Misc. Earnings	03/30/2007	400.00	0.00
7256-11-0200	Misc. Earnings	03/30/2007	400.00	0.00
7256-11-1200	Misc. Earnings	03/30/2007	3645.00	0.00
7256-14-0700	Misc. Earnings	03/30/2007	400.00	0.00
7256-15-0500	Misc. Earnings	03/30/2007	6480.00	0.00
8200-11-0900	Expense Reimbursement	03/30/2007	50.00	0.00
8215-15-1000	1099 Expense	03/30/2007	1255.00	0.00
<b>Totals for EMPLOYEE Level</b>			<b>82596.97</b>	<b>22605.98</b>
2201-00-0000	Unemployment Tax	03/30/2007	0.00	1159.50
2202-00-0000	FICA Social Security	03/30/2007	0.00	5070.37
2203-00-0000	FICA Medicare	03/30/2007	0.00	1185.85
2204-00-0000	State Disability	03/30/2007	0.00	753.04
2220-00-0000	401(k) Plan WH	03/30/2007	0.00	161.97
2225-00-0000	401(k) Match	03/30/2007	0.00	1995.61
2500 ER Expense (Ded)-10-0200	[None]	03/30/2007	87.23	0.00
2500 ER Expense (Ded)-10-0600	[None]	03/30/2007	55.38	0.00
2500 ER Expense (Ded)-11-0200	[None]	03/30/2007	87.23	0.00
2500 ER Expense (Ded)-11-1200	[None]	03/30/2007	101.08	0.00
2500 ER Expense (Ded)-13-0100	[None]	03/30/2007	216.00	0.00
2500 ER Expense (Ded)-14-0700	[None]	03/30/2007	334.13	0.00
2500 ER Expense (Ded)-15-0500	[None]	03/30/2007	74.35	0.00
2500 ER Expense (Ded)-15-0700	[None]	03/30/2007	77.54	0.00
2500 ER Expense (Ded)-15-1300	[None]	03/30/2007	150.92	0.00
2500 ER Payable (Ded)-10-0200	[None]	03/30/2007	0.00	87.23
2500 ER Payable (Ded)-10-0600	[None]	03/30/2007	0.00	55.38
2500 ER Payable (Ded)-11-0200	[None]	03/30/2007	0.00	87.23

September 11, 2007 at 2:00 PM

Page 1

## Gross to Net Detail

This report lists the employee's payroll information. It also shows all earnings, tax withholdings, deductions, and net pay for the current pay period, month, quarter, and year-to-date.

<b>ZSI/ABC SYSTEMS, INC — ZSI</b>											
Gross-to-Net Detail											
Adams, Donald A. Employee ID is 101. Organization Level is Division - CORP											
Pay Per Salary	: 4676.92640	Unit Pay Rate	: 58.46158	Gender Code	: M	Exempt	: Y	Pay Group	: 002	Pay Frequency	: B
Normal Hrs/Units	: 80.00000	Job Code	: PRES	Payroll Status	: A	Shift	: 01	Pay Frequency	: B		
CHECK STUB	FILING STATUS	EXEMPTIONS	EXTRA TAX	CURRENT HOURS/UNITS	AMOUNT	MTD AMOUNT	QTD AMOUNT	YTD AMOUNT	STATUS		
<b>Earnings</b>											
0001	Regular Pay			40.0000	2338.46	2338.46	2338.46	2338.46	A		
0004	Vacation - STD			32.0000	1870.77	1870.77	1870.77	1870.77	A		
0007	Holiday Pay			8.0000	467.69	467.69	467.69	467.69	A		
0016	Personal Leave			0.0000	0.00	0.00	0.00	0.00	A		
0017	Car Allowance			0.0000	400.00	400.00	400.00	400.00	A		
0019	Bonus			0.0000	1500.00	1500.00	1500.00	1500.00	A		
0020	GTL - BW			0.0000	20.51	20.51	20.51	20.51	A		
0275	EE Bus Exp Reim			0.0000	150.00	150.00	150.00	150.00	A		
<b>TOTAL GROSS PAY</b>				<b>80.0000</b>	<b>6747.43</b>	<b>6747.43</b>	<b>6747.43</b>	<b>6747.43</b>			
<b>Tax Withholdings</b>											
CA	CALIFORNIA	M	4	0.00	290.22	290.22	290.22	290.22	A		
CADI	CALIFORNIA DISA	M	0	0.00	49.39	49.39	49.39	49.39	A		
CAUI	CA UNEMPLOYMENT	M	0	0.00	0.00	0.00	0.00	0.00	A		
FED	FEDERAL INCOME	M	1	0.00	1148.04	1148.04	1148.04	1148.04	A		
FME	FEDERAL MEDICAR	M	0	0.00	96.27	96.27	96.27	96.27	A		
FSD	FEDERAL SOCIAL	M	0	0.00	411.62	411.62	411.62	411.62	A		
FUTA	FED UNEMPLOYMEN	M	0	0.00	0.00	0.00	0.00	0.00	A		
<b>TOTAL TAXES</b>					<b>1995.54</b>	<b>1995.54</b>	<b>1995.54</b>	<b>1995.54</b>			
<b>Deductions</b>											
0001	401(K) %Plan				926.54	926.54	926.54	926.54	A		
0002	Dependent Care				50.00	50.00	50.00	50.00	A		
0007	401(K) CU				0.00	0.00	0.00	0.00	A		
0050	Dental 2002				4.79	4.79	4.79	4.79	A		

## Gross to Net Summary

This report summarizes the gross-to-net figures for every check to be printed as a result of the last trial payroll run and for on demand and voided payments since the last final payroll or for any date range you specify. This report shows the same basic information as the Check Register but provides an additional breakdown of the gross-to-net pay. It does not show check numbers.

Employee Name	Check Status	Check Date	Base Pay	Premium Pay	Reimb Pay	Tax Only Pay	Total Gross	Federal Tax	Social Security Medicare	State Tax	Local Tax	Deductions	Net Pay	
<b>ZSI/ABC SYSTEMS, INC — ZSI</b>														
<b>Gross-to-Net Summary</b>														
Check Date Range 03/01/2007 thru 09/12/2007														
<b>Home Department is ACCOUNTING - Accounting</b>														
126	Finn, Gail S	Regular	03/20/2007	1547.71	0.00	0.00	0.00	1547.71	193.55	118.40	9.29	0.00	8.42	1218.05
133	Garcia, CPP, Tom T	Regular	03/20/2007	1484.20	0.00	0.00	-21.33	1472.87	58.75	112.68	8.84	0.00	58.41	1255.52
143	Johnson, Sue Ellen	Regular	03/20/2007	487.48	0.00	0.00	0.00	487.48	49.47	38.05	2.98	0.00	3.46	403.52
146	Willits-Joleen P	Regular	03/20/2007	3324.22	0.00	0.00	5.72	3329.94	281.41	254.74	19.98	0.00	557.06	2211.03
201	Dodge, CPA, Tom P	Regular	03/20/2007	1488.18	0.00	0.00	0.00	1488.18	151.46	113.85	8.93	0.00	150.00	1063.94
Totals for Accounting			8351.79	0.00	0.00	-15.61	8336.18	734.64	637.72	50.02	0.00	777.35	6162.06	
<b>Home Department is ADMIN - Administration</b>														
101	Adams, Donald A	Regular	03/20/2007	5198.46	400.00	0.00	23.57	5622.03	665.87	430.09	33.73	0.00	1838.20	2730.77
107	Juarez, Mainan A	Regular	03/20/2007	663.30	0.00	0.00	0.00	663.30	74.86	50.74	3.98	0.00	0.00	533.72
151	Baker, Robert O	Regular	03/20/2007	4744.64	400.00	0.00	60.31	5204.95	689.85	398.18	31.23	0.00	532.89	3462.89
Totals for Administration			10606.40	800.00	0.00	83.88	11480.28	1330.18	879.01	68.94	0.00	2371.09	6757.18	
<b>Home Department is HARDWARE - Hardware</b>														
120	Jones, Gilbert W	Regular	03/20/2007	3081.77	0.00	0.00	7.75	3089.52	312.11	236.35	18.54	0.00	342.73	2172.04
WARNING: ** EMPLOYEE ID 124 HAS A PAY STATUS OF INACTIVE **														
124	Hernandez, Joseph	Regular	03/20/2007	6480.00	0.00	0.00	0.00	6480.00	0.00	485.72	0.00	0.00	0.00	5984.28
132	Bickmire, James S	Regular	03/20/2007	880.27	0.00	0.00	5.77	886.04	105.88	66.25	5.20	0.00	204.21	478.73
Totals for Hardware			10422.04	0.00	0.00	13.52	10435.56	417.99	798.32	23.74	0.00	546.94	8835.05	
<b>Home Department is HR - Human Resources</b>														
109	Johnson, SPRHR, Mary S	Regular	03/20/2007	2814.09	0.00	0.00	4.52	2818.61	440.83	215.62	16.91	0.00	288.83	1850.80
139	Smith, Nancy S	Regular	03/20/2007	988.28	0.00	0.00	0.00	988.28	92.29	76.37	5.99	0.00	823.63	
24	Jones, Sheryl L	Regular	03/20/2007	1884.62	0.00	0.00	0.00	1884.62	254.22	144.18	11.31	0.00	102.65	1372.26
Totals for Human Resources			5686.99	0.00	0.00	4.52	5701.51	787.44	436.17	34.21	0.00	392.48	4046.89	
<b>Home Department is MAN - Manufacturing</b>														
104	Smith, Zibina S	Regular	03/20/2007	486.42	0.00	0.00	0.29	486.71	48.33	37.24	2.92	0.00	0.00	387.83
105	Bandana, Pepper S	Regular	03/20/2007	619.08	0.00	0.00	0.12	619.20	58.83	47.37	3.72	0.00	62.86	446.50
110	Huang, MaryM	Regular	03/20/2007	751.74	0.00	0.00	0.00	751.74	52.88	57.51	4.51	0.00	16.21	620.83
117	Hatfield, Carolyn N	Regular	03/20/2007	552.75	0.00	0.00	0.00	552.75	20.44	42.28	3.32	0.00	63.70	423.01
121	Anderson, Comella B	Regular	03/20/2007	624.00	0.00	0.00	1.80	625.80	22.40	47.86	3.75	0.00	50.00	489.99
Totals for Manufacturing			2933.99	0.00	0.00	2.11	2936.10	184.38	184.86	18.22	0.00	82.97	2560.96	

## Payee Withholdings

This report lists the deductions to be reported and forwarded to payees, such as local unions, credit unions, insurance companies, and investment firms. The report shows both the employee withholding and the calculated amounts to be matched by the employer. You can choose to include month, quarter, and year-to-date totals. You can also choose to narrow your report to a specific payee identifier. This report is based on the payee identifier information entered on the Deductions Codes page.

<b>ZSI/ABC SYSTEMS, INC — ZSI</b>						
Payee Withholdings						
EMPLOYEE NAME EMPLOYEE ID MEMBER NUMBER	WITHHOLDING CODE AND DESCRIPTION		CURRENT AMOUNT	MONTH TO DATE AMOUNT	STATUS	
<b>Payee is HRS – Human &amp; Rehab Services</b>						
Jones, Gilbert W	0034	Employee	100.00	100.00	A	
Employee ID is 120	Child Support	Employer	0.00	0.00		
Member ID is [None]			100.00	100.00		
Bickmire, James S	0034	Employee	150.00	150.00	A	
Employee ID is 132	Child Support	Employer	0.00	0.00		
Member ID is [None]			150.00	150.00		
TOTALS FOR HUMAN & REHAB SERVICES			250.00	250.00		
<b>Payee is INT- Int'l Investment Group</b>						
Adams, Donald A	0001	Employee	926.54	926.54	A	
Employee ID is 101	401(k) %Plan	Employer	339.73	339.73		
Member ID is [None]			1266.27	1266.27		
Bandana, Pepper S	0001	Employee	53.96	53.96	A	
Employee ID is 105	401(k) %Plan	Employer	29.68	29.68		
Member ID is [None]			83.64	83.64		
Brown, Virgil L	0001	Employee	369.16	369.16	A	
Employee ID is 106	401(k) %Plan	Employer	135.36	135.36		
Member ID is [None]			504.52	504.52		
Johnson, Mary Sue	0001	Employee	204.81	204.81	A	
Member ID is [None]	401(k) %Plan	Employer	112.64	112.64		
Employee ID is 109			317.45	317.45		
Rise, Judith P	0001	Employee	200.38	200.38	A	
Employee ID is 114	401(k) %Plan	Employer	0.00	0.00		
Member ID is [None]			200.38	200.38		
Hatfield, Carolyn N	0001	Employee	38.33	38.33	A	
Employee ID is 117	401(k) %Plan	Employer	26.35	26.35		
Member ID is [None]			64.68	64.68		
Krause, Janet A	0006	Employee	400.00	400.00	A	
Employee ID is 118	401k Amt (\$)	Employer	100.00	100.00		
Member ID is [None]			500.00	500.00		
Bramble, Virginia L	0006	Employee	75.00	75.00	A	
Employee ID is 119	401k Amt (\$)	Employer	18.75	18.75		
Member ID is [None]			93.75	93.75		

### Payroll Allocations

This report shows how each employee's earnings and employer taxes (FUTA, SUTA, federal Social Security tax and federal Medicare tax) are allocated for the current pay period or for dates you specify. The report uses the labor allocations set up for automatic time sheet employees, manual time sheet entries and non-time sheet entries and for on demand or voided payments.

ZSI/ABC SYSTEMS, INC — ZSI									
Payroll Allocations Report									
Check Date Range 03/12/2007 thru 09/12/2007									
EARNINGS			TAXES			DEDUCTIONS			
CODE	DESCRIPTION	HOURS/UNITS	AMOUNT	DESCRIPTION	AMOUNT	CODE	DESCRIPTION	AMOUNT	
<b>Home Department is ACCOUNTING - Accounting</b>									
Finn, Gail S - 126 SSN is 345-55-6778 1547.71 Salary. Check Date 03/30/2007									
0001	Regular Pay	80.00	1547.71	CALIFORNIA DISA	24.77	2500	HMO	34.61	
				CA UNEMPLOYMENT	35.60	2502	Dental	3.00	
				EMPLOYERS SOCIAL	95.96				
				EMPLOYERS FED.	22.44				
				FEDERAL INCOME	193.55				
				FEDERAL MEDICAR	22.44				
				FEDERAL SOCIAL	95.96				
				FED UNEMPLOYMEN	12.38				
GROSS			80.00	1547.71	TAXES		503.10	DEDUCTIONS	37.61
Garcia, CPP, Tom T - 133 SSN is 634-57-6547 1494.20 Salary. Check Date 03/30/2007									
0001	Regular Pay	80.00	1494.20	CALIFORNIA DISA	23.57	0025	(GTL) Life Ins.	3.77	
0020	Excess Life BW		1.29	CA UNEMPLOYMENT	33.88	2500	HMO	133.85	
0025	Grp Term Life/Wk		-22.62	EMPLOYERS SOCIAL	91.32	2502	Dental	9.58	
				EMPLOYERS FED.	21.36	2505	Prescriptions	5.08	
				FEDERAL INCOME	58.75				
				FEDERAL MEDICAR	21.36				
				FEDERAL SOCIAL	91.32				
				FED UNEMPLOYMEN	11.78				
GROSS			80.00	1472.87	TAXES		353.34	DEDUCTIONS	152.28
Johnson, Sue Ellen - 143 SSN is 234-57-8934 12.44 per hour/unit. Check Date 03/30/2007									
0001	Regular Pay	40.00	497.48	CALIFORNIA DISA	7.95	2500	HMO	17.31	
				CA UNEMPLOYMENT	11.44				
				EMPLOYERS SOCIAL	30.84				
				EMPLOYERS FED.	7.21				
				FEDERAL INCOME	49.47				
				FEDERAL MEDICAR	7.21				
				FEDERAL SOCIAL	30.84				
				FED UNEMPLOYMEN	3.98				
GROSS			40.00	497.48	TAXES		148.94	DEDUCTIONS	17.31
Willits, Joleen P - 146 SSN is 345-66-5436 3324.22 Salary. Check Date 03/30/2007									
0001	Regular Pay	80.00	3324.22	CALIFORNIA DISA	53.28	0001	401(k) %Plan	681.46	
0020	Excess Life BW		5.72	CA UNEMPLOYMENT	7.82	2500	HMO	133.85	
				EMPLOYERS SOCIAL	206.46	2502	Dental	9.58	
				EMPLOYERS FED.	48.28	2503	Vision	11.37	
				FEDERAL INCOME	281.41	2505	Prescriptions	5.08	
				FEDERAL MEDICAR	48.28				
				FEDERAL SOCIAL	206.46				
				FED UNEMPLOYMEN	2.72				
September 12, 2007 at 1:41 PM <span style="float: right;">Page 1</span>									


## Payroll Deposit Requirements

This report sums up your total cash requirements to meet payroll and shows you how much to deposit in the appropriate tax and payroll accounts. At a glance, you can see your employer's federal, state and local tax liability as of the check date specified, listed by tax code, employee amount withheld, employer liability, total tax liability and the amount of taxable wages subject to that tax. The report may be run for a specific check date or for a date range you specify.

<b>ZSI/ABC SYSTEMS, INC — ZSI</b>						
<b>Payroll Deposit Requirements</b>						
Check Date Range 03/07/2007 thru 09/12/2007						
<b>TAX DESCRIPTION</b>						
<b>Federal Tax Liability</b>	<b>Tax Code</b>	<b>Employee Withheld</b>	<b>Employer Liability</b>	<b>Total Liability</b>	<b>Taxable Wages</b>	
EMPLOYERS SOCIAL SECURITY TAX	EMP1	0.00	5070.37	5070.37	81779.93	
EMPLOYERS FED. MEDICARE TAX	EMP2	0.00	1185.85	1185.85	81779.93	
FEDERAL INCOME TAX	FED	8036.58	0.00	8036.58	74433.03	
FEDERAL MEDICARE TAX	FMED	1185.85	0.00	1185.85	81779.93	
FEDERAL SOCIAL SECURITY TAX	FSOC	5070.37	0.00	5070.37	81779.93	
FED UNEMPLOYMENT INSURANCE	FUTA	0.00	299.23	299.23	37403.61	
<b>Total Federal Tax Liability</b>		<b>14292.80</b>	<b>6555.45</b>	<b>20848.25</b>		
<b>State Tax Liability</b>	<b>Tax Code</b>	<b>Employee Withheld</b>	<b>Employer Liability</b>	<b>Total Liability</b>	<b>Taxable Wages</b>	
CALIFORNIA	CA	83.90	0.00	83.90	2460.29	
CALIFORNIA DISABILITY INSUR.	CADI	451.82	753.04	1204.86	75299.93	
CA UNEMPLOYMENT INSURANCE TAX	CAUI	0.00	860.27	860.27	37403.61	
<b>Total State Tax Liability</b>		<b>535.72</b>	<b>1613.31</b>	<b>2149.03</b>		
<b>Net Pay Amount</b>				<b>Total Count</b>	<b>Total Net Pay</b>	
Total Direct Deposits				13	6953.79	
Total Checks				40	53037.20	
<b>TOTAL FOR THIS EMPLOYER</b>				<b>53</b>	<b>59990.99</b>	

## Supplementary Payroll Information

The payroll information listed on the Supplementary Payroll Information Report includes job, project, and shift. When selecting standard criteria for this report, you must specify one or more pay groups. The reports will then be printed by pay group, in the same order checks are printed, as specified in the Pay Group Setup page.



**ZSI/ABC SYSTEMS, INC**  
Supplementary Payroll Information Report  
Check Date 03/30/2007

EMPLOYEE ID	NAME	COMPANY NAME	CHECK DATE
101	Adams, Donald A	ZSI/ABC SYSTEMS, INC	03/30/2007

JOB CODE	RATE	HOURS	PROJECT CODE	RATE	HOURS	SHIFT CODE	RATE PERCENTAGE	HOURS
PRES President	64.98072	80.00000						
<b>TOTAL</b>		80.00000						

September 12, 2007 at 2:05

## Tax Deposit

The Tax Deposit Report shows deposit information for each tax payer ID you select. The report sorts by Deposit Due Date and shows quarter-end date, bank name and account number, payment type and filing method, tax code, tax liability and tax amount deposited. Totals are available for deposit files, deposit dates, and tax payer IDs.

ZSI/ABC Systems												
Tax Deposit Report												
Date Range : 03/01/2007 thru 09/12/2007												
DEPOSIT DUE DATE	DEPOSIT SEQUENCE	QUARTER END DATE	BANK NAME	BANK ACCOUNT NUMBER	PAYMENT TYPE	FILING METHOD	CONFIRMATION NUMBER	TAX CODE	CALCULATED TAX LIABILITY	TAX AMOUNT DEPOSITED		
TAX PAYER IDENTIFICATION NUMBER: 521755757												
04/04/2007	1	03/31/2007	Bank of the United States	2551079	Form 941	Credit		EMP1	5070.37	5070.37	5070.37	
04/04/2007	1	03/31/2007	Bank of the United States	2551079	Form 941	Credit		EMP2	1185.85	1185.85	1185.85	
04/04/2007	1	03/31/2007	Bank of the United States	2551079	Form 941	Credit		FED	8036.58	8036.58	8036.58	
04/04/2007	1	03/31/2007	Bank of the United States	2551079	Form 941	Credit		FMED	1185.85	1185.85	1185.85	
04/04/2007	1	03/31/2007	Bank of the United States	2551079	Form 941	Credit		FSOC	5070.37	5070.37	5070.37	
<b>DEPOSIT SEQUENCE TOTALS</b>										<b>20549.02</b>	<b>20549.02</b>	
<b>FILE TOTALS</b>										<b>20549.02</b>	<b>20549.02</b>	
<b>DEPOSIT DATE TOTALS</b>										<b>20549.02</b>	<b>20549.02</b>	
<b>TAX PAYER TOTALS</b>										<b>20549.02</b>	<b>20549.02</b>	
<b>REPORT TOTALS</b>										<b>20549.02</b>	<b>20549.02</b>	

### Tax Withholdings by Tax Code

This report shows the tax withholdings and taxable wages for the current pay period and month, quarter and year-to-date for all tax codes for which withholdings were made. Totals are printed for the employee's contributions made for the FMED and FSOC taxes.

You can narrow your report to a specific tax withholding code. You can also choose to include employees with wages in the current period or in all periods.

EMPLOYEE ID NAME		AMOUNT				TAXABLE WAGES			
		Current Tax	Month To Date	Quarter To Date	Year To Date	Current	Month To Date	Quarter To Date	Year To Date
<b>Tax Code is CA - CALIFORNIA</b>									
101	Adams, Donald A	290.22	290.22	290.22	290.22	5487.46	5487.46	5487.46	5487.46
104	Smith, Sabrina S	16.04	16.04	16.04	16.04	598.31	598.31	598.31	598.31
105	Bandana, Pepper S	9.25	9.25	9.25	9.25	489.94	489.94	489.94	489.94
106	Brown, Virgil L	44.38	44.38	44.38	44.38	2062.27	2062.27	2062.27	2062.27
107	Juarez, Marian A	6.05	6.05	6.05	6.05	408.57	408.57	408.57	408.57
109	Johnson, Mary Sue	84.89	84.89	84.89	84.89	1836.93	1836.93	1836.93	1836.93
110	Huang, Mary M	1.44	1.44	1.44	1.44	453.59	453.59	453.59	453.59
113	Rodriguez, Richard Nathan	14.51	14.51	14.51	14.51	572.56	572.56	572.56	572.56
114	Rise, Judith P	52.04	52.04	52.04	52.04	2104.95	2104.95	2104.95	2104.95
115	Peacock, Richard S	47.66	47.66	47.66	47.66	2278.26	2278.26	2278.26	2278.26
116	Smiley, Sally S	3.99	3.99	3.99	3.99	356.92	356.92	356.92	356.92
117	Hatfield, Carolyn N	0.30	0.30	0.30	0.30	396.34	396.34	396.34	396.34
119	Bramble, Virginia L	0.00	0.00	0.00	0.00	353.56	353.56	353.56	353.56
120	Jones, Gilbert W	57.90	57.90	57.90	57.90	2287.70	2287.70	2287.70	2287.70
121	Anderson, Cornelia B	0.00	0.00	0.00	0.00	456.76	456.76	456.76	456.76
125	DeWitt, Deana Sue	15.75	15.75	15.75	15.75	593.13	593.13	593.13	593.13
126	Finn, Gail S	10.91	10.91	10.91	10.91	787.35	787.35	787.35	787.35
127	Margolis, Mary N	1.69	1.69	1.69	1.69	466.37	466.37	466.37	466.37
128	Goldstein, Alicia T	19.41	19.41	19.41	19.41	651.31	651.31	651.31	651.31
129	Thompson, Wendy Q	4.85	4.85	4.85	4.85	623.90	623.90	623.90	623.90
130	Atwater, Christine E	7.06	7.06	7.06	7.06	433.73	433.73	433.73	433.73
131	Eagle, James J	16.49	16.49	16.49	16.49	1441.32	1441.32	1441.32	1441.32
132	Bickmire, James S	24.75	24.75	24.75	24.75	722.86	722.86	722.86	722.86
133	Garcia, Tom T	2.50	2.50	2.50	2.50	1195.79	1195.79	1195.79	1195.79
134	White, Donald N	9.57	9.57	9.57	9.57	1422.21	1422.21	1422.21	1422.21
135	Albright, Albert M	169.36	169.36	169.36	169.36	3702.48	3702.48	3702.48	3702.48

### Unemployment / Disability Wages

This report shows the federal unemployment insurance taxable wages (FUTA), the state unemployment insurance taxable wages (SUTA), and applicable disability insurance taxable wages for each employee for the current pay period and month, quarter and year-to-date.

<b>ZSI/ABC SYSTEMS, INC — ZSI</b>						
Unemployment/Disability Wages						
<u>EMPLOYEE</u> ID      NAME	<u>SOCIAL</u> CHECK NUMBER	<u>CURRENT</u> TAXABLE WAGES	<u>MTD</u> TAXABLE WAGES	<u>QTD</u> TAXABLE WAGES	<u>YTD</u> TAXABLE WAGES	
<b>TAXABLE WAGES FOR CAUI – CA UNEMPLOYMENT INSURANCE TAX</b>						
101	Adams, Donald A	232-09-8027	5487.46	5487.46	5487.46	5487.46
135	Albright, Albert M	423-26-5666	3702.48	3702.48	3702.48	3702.48
121	Anderson, Cornelia B	136-36-3636	456.76	456.76	456.76	456.76
140	Anderson, Rebecca A	452-34-5555	296.35	296.35	296.35	296.35
130	Attwater, Christine E	576-86-7858	433.73	433.73	433.73	433.73
151	Baker, Robert Q	242-35-6868	3644.65	3644.65	3644.65	3644.65
105	Bandana, Pepper S	254-65-8756	499.94	499.94	499.94	499.94
132	Bickmire, James S	234-34-5658	722.86	722.86	722.86	722.86
119	Bramble, Virginia L	134-34-3434	353.56	353.56	353.56	353.56
106	Brown, Virgil L	121-12-1212	2062.27	2062.27	2062.27	2062.27
147	Chin, Nora C	765-13-2454	2425.66	2425.66	2425.66	2425.66
149	Christian, Donna N	764-54-5677	357.85	357.85	357.85	357.85
150	Chu, Paul	654-34-5666	0.00	0.00	0.00	0.00
148	Colombo, Adam N	333-42-5542	522.88	522.88	522.88	522.88
203	Darkwolf, Duke H	433-65-6179	726.08	726.08	726.08	726.08
125	DeWitt, Deana Sue	424-22-2225	593.13	593.13	593.13	593.13
201	Dodge, Tom P	254-34-5678	1088.46	1088.46	1088.46	1088.46
131	Eagle, James J	543-65-7766	1441.32	1441.32	1441.32	1441.32
126	Finn, Gail S	345-55-6778	787.35	787.35	787.35	787.35
133	Garcia, Tom T	634-57-6547	1195.79	1195.79	1195.79	1195.79
128	Goldstein, Alicia T	737-34-5666	651.31	651.31	651.31	651.31
117	Hatfield, Carolyn N	724-45-4677	396.34	396.34	396.34	396.34
124	Hernandez, Joseph Thomas	140-40-4040	0.00	0.00	0.00	0.00
110	Huang, Mary M	122-12-1222	453.59	453.59	453.59	453.59
109	Johnson, Mary Sue	723-41-6749	1836.93	1836.93	1836.93	1836.93
143	Johnson, Sue Ellen	234-57-8934	242.21	242.21	242.21	242.21
120	Jones, Gilbert W	135-35-3535	2287.70	2287.70	2287.70	2287.70
107	Juarez, Marian A	131-31-3131	408.57	408.57	408.57	408.57
118	Krause, Janet A	133-33-3333	2240.54	2240.54	2240.54	2240.54
127	Margolis, Mary N	547-83-4256	466.37	466.37	466.37	466.37
122	McDowell, John Paul	137-37-3737	0.00	0.00	0.00	0.00
152	Moreland, Beverly Catheri	241-51-2521	3321.80	3321.80	3321.80	3321.80
145	Nagassi, Robert N	364-56-5454	2361.24	2361.24	2361.24	2361.24
205	Palmer, Courtney C	326-79-9878	2761.53	2761.53	2761.53	2761.53
115	Peacock, Richard S	234-64-2165	2278.26	2278.26	2278.26	2278.26
114	Rise, Judith P	234-55-5556	2104.95	2104.95	2104.95	2104.95
113	Rodriguez, Richard Nathan	456-12-4321	572.56	572.56	572.56	572.56
141	Rogers, Raymond R	215-34-5666	0.00	0.00	0.00	0.00

**Workers' Compensation Cost**

This report shows the employer's workers compensation risk exposure and premiums. It indicates how much each employee incurs in workers compensation costs. Only wages that fall within the reporting time frame appear on this report.

You can choose to report either straight earnings or straight and premium earnings. Further narrow your search by choosing a specific earnings code related to the compensation cost or a time range for the compensation cost. You can select to include up to a maximum of 25 earnings codes.

<b>ZSI/ABC SYSTEMS, INC — ZSI</b>				
<b>Workers' Compensation Cost</b>				
<b>EMPLOYEE</b>		<b>JOB</b>		<b>STRAIGHT</b>
<b>ID</b>	<b>NAME</b>	<b>CODE</b>	<b>JOB TITLE</b>	<b>WAGES</b>
<b>State is CA - CALIFORNIA</b>				
<b>Workers Compensation Category is 00010 — Manufacturing Employees. Rate is 6.50000</b>				
121	Anderson, Cornelia B	LINESUP	Line Supervisor	27462.91
121	Anderson, Cornelia B	OPER2	Machine Oper II	57185.45
121	Anderson, Cornelia B	OPER3	Machine Oper III	609.04
140	Anderson, Rebecca A	OPER1	Machine Oper I	40194.57
148	Colombo, Adam N	LINESUP	Line Supervisor	84929.04
203	Darkwolf, Duke H	TECH2	Technician II	12854.40
125	DeWitt, Deana Sue	ASSEMB	Assembler II	90332.44
128	Goldstein, Alicia T	QA	QA Inspector	98962.12
117	Hatfield, Carolyn N	OPER2	Machine Oper II	71139.13
139	Smith, Nancy S	OPER1	Machine Oper I	19587.10
139	Smith, Nancy S	RECRUI	Recruiter	32914.40
104	Smith, Zabrina S	LINEIN	Assembly Line Ins	60383.81
129	Thompson, Wendy Q	QA	QA Inspector	106666.25
137	White, Stacy R	OPER2	Machine Oper II	71654.33
<b>14 Employees in this Category</b>				<b>774874.99</b>
<b>EXPOSURE :</b>				<b>774874.99</b>
<b>WORKERS COMPENSATION COST :</b>				<b>50366.87</b>
<b>Workers Compensation Category is 8742 — Outside Sales People. Rate is 5.50000</b>				
118	Krause, Janet A	SALES2	Sales Rep II	143324.20
145	Nagassi, Robert N	SALES2	Sales Rep II	139702.46
115	Peacock, Richard S	SALES2	Sales Rep II	134679.40
114	Rise, Judith P	SALES2	Sales Rep II	289011.70
<b>4 Employees in this Category</b>				<b>706717.76</b>
<b>EXPOSURE :</b>				<b>706717.76</b>
<b>WORKERS COMPENSATION COST :</b>				<b>38869.48</b>
<b>Workers Compensation Category is 8810 — Admin and Office Workers. Rate is 3.30000</b>				
101	Adams, Donald A	PRES	President	904077.97
135	Albright, Albert M	VPENGR	V.P. Engineering	242333.07
130	Altwater, Christine E	SECY2	Secretary II	46515.06
130	Altwater, Christine E	SECY3	Secretary III	25561.23
151	Baker, Robert Q	VPSALE	V.P. Sales &	366567.13
105	Bandana, Pepper S	OPER3	Machine Oper III	78814.73
132	Bickmire, James S	OPER2	Machine Oper II	27377.52
132	Bickmire, James S	TECH2	Technician II	91537.89
119	Bramble, Virginia L	PURCLK	Purchasing clerk	66143.63
106	Brown, Virgil L	MGREN	Manager,	194760.32
147	Chin, Nora C	VOPER	V.P. Operations	326325.88
201	Dodge, CPA, Tom P	GLACCT	Gl'dger Acctg Ad	115828.77
131	Eagle, James J	MGRMA	Manager,	210755.77
September 12, 2007 at 2:48 PM <span style="float: right;">Page 1</span>				



## Quarter End Reports

When you perform the Run Final Quarter Close process, the system automatically generates several quarter-end reports. If you need to make adjustments to these reports, use the Edit Quarter/Year End Forms process.

---

**Note:** Year-end reports are generated when the last quarter of the year is closed.

---

The Quarter-End reports include:

- [Form 941](#)
- [Form 941 Schedule B](#)
- [Form 941 Worksheet](#)
- [Pre-Close Employee Deductions](#)
- [Pre-Close Employee Earnings](#)
- [Pre-Close Employee Taxes](#)
- [Pre-Close Form 941](#)
- [Quarterly Report of Wages Paid](#)

## Form 941

This selection prints your Form 941 information on a pre-printed Form 941. Select the employer and dates for the quarter desired. If pre-printed forms are unavailable, you can select Blank Stock. After you click OK, form files are downloaded to your printer and the report prints.

**Form 941 for 2007: Employer's QUARTERLY Federal Tax Return**  
(Rev. January 2007) Department of the Treasury - Internal Revenue Service

990307  
OMB No. 1545-0047

(EIN) Employer identification number **5 2 - 1 7 5 5 7 5 7**

Name (not your trade name) **Z-Systems, Inc.**

Trade name (if any) \_\_\_\_\_

Address **123 Palm Avenue**  
Number Street  
**Los Angeles** **CA** **90072**  
City State ZIP code

**Report for this Quarter of 2007**  
(Check one.)

1: January, February, March

2: April, May, June

3: July, August, September

4: October, November, December

Read the separate instructions before you fill out this form. Please type or print within the boxes.

**Part 1: Answer these questions for this quarter.**

1 Number of employees who received wages, tips, or other compensation for the pay period including: <i>Mar. 12</i> (Quarter 1), <i>June 12</i> (Quarter 2), <i>Sept. 12</i> (Quarter 3), <i>Dec. 12</i> (Quarter 4)	1	42
2 Wages, tips, and other compensation	2	235911.63
3 Total income tax withheld from wages, tips, and other compensation	3	25256.69
4 If no wages, tips, and other compensation are subject to social security or Medicare tax	<input type="checkbox"/> Check and go to line 6.	
5 Taxable social security and Medicare wages and tips:		
<small>Column 1</small>	<small>Column 2</small>	
5a Taxable social security wages	257337.20 × .24 =	31909.81
5b Taxable social security tips	1180.00 × .24 =	146.32
5c Taxable Medicare wages & tips	258517.20 × .029 =	7497.00
5d Total social security and Medicare taxes (Column 2, lines 5a + 5b + 5c = line 5d)	5d	39553.13
6 Total taxes before adjustments (lines 3 + 5d = line 6)	6	64809.82
7 TAX ADJUSTMENTS (Read the instructions for line 7 before completing lines 7a through 7h.):		
7a Current quarter's fractions of cents	0.35	
7b Current quarter's sick pay	0.00	
7c Current quarter's adjustments for tips and group-term life insurance	0.00	
7d Current year's income tax withholding (attach Form 941c)	0.00	
7e Prior quarters' social security and Medicare taxes (attach Form 941c)	0.00	
7f Special additions to federal income tax (attach Form 941c)	0.00	
7g Special additions to social security and Medicare (attach Form 941c)	0.00	
7h TOTAL ADJUSTMENTS (Combine all amounts: lines 7a through 7g.)	7h	0.35
8 Total taxes after adjustments (Combine lines 6 and 7h.)	8	64810.17
9 Advance earned income credit (EIC) payments made to employees	9	13.00
10 Total taxes after adjustment for advance EIC (line 8 - line 9 = line 10)	10	64797.17
11 Total deposits for this quarter, including overpayment applied from a prior quarter	11	64797.17
12 Balance due (If line 10 is more than line 11, write the difference here) <small>Follow the instructions for Form 941-V, Payment Voucher.</small>	12	0.00
13 Overpayment (If line 11 is more than line 10, write the difference here.)	0.00	<input type="checkbox"/> Check one <input type="checkbox"/> Apply to next return. <input type="checkbox"/> Send a refund.

▶ You MUST fill out both pages of this form and SIGN it.

For Privacy Act and Paperwork Reduction Act Notice, see the back of the Payment Voucher. Est. No. 170317 Form 941 (Rev. 1-2007)

## Form 941 Schedule B


You must complete this schedule if you are required to deposit on a semiweekly schedule or if your tax liability on any day is \$100,000 or more. In order to print the Schedule B, you must edit the Form 941 using the Edit Quarter/Year End Forms process, then click the SemiWeekly Depositor radio button on the General tab. When you run the Form 941, Schedule B will print.

SCHEDULE B (FORM 941) (Rev. January 2002) Department of the Treasury Internal Revenue Service		Employer's Record of Federal Tax Liability ▶ See Circular E for more information about employment tax returns. ▶ Attach to Form 941 or 941-SS.		OMB No. 1545-0029	
5151		Name as shown on Form 941 (or Form 941-SS) Z-Systems		Employer identification number 521755757	
		Date quarter ended 03/31/2007			
You must complete this schedule if you are required to deposit on a semiweekly schedule, or if your tax liability on any day is \$100,000 or more. Show tax liability here, not deposits. (The IRS gets deposit data from FTD coupons or EFTPS.)					
A. Daily Tax Liability—First Month of Quarter					
1	0:00	8	0:00	15	0:00
2	0:00	9	0:00	16	0:00
3	0:00	10	0:00	17	0:00
4	2617:10	11	17645:59	18	2699:79
5	0:00	12	0:00	19	0:00
6	0:00	13	0:00	20	0:00
7	0:00	14	0:00	21	0:00
A Total tax liability for first month of quarter					A 40563:65
B. Daily Tax Liability—Second Month of Quarter					
1	2699:79	8	17601:14	15	2716:03
2	0:00	9	0:00	16	0:00
3	0:00	10	0:00	17	0:00
4	0:00	11	0:00	18	0:00
5	0:00	12	0:00	19	0:00
6	0:00	13	0:00	20	0:00
7	0:00	14	0:00	21	0:00
B Total tax liability for second month of quarter					B 40634:34
C. Daily Tax Liability—Third Month of Quarter					
1	2716:03	8	17617:38	15	2716:03
2	0:00	9	0:00	16	0:00
3	0:00	10	0:00	17	0:00
4	0:00	11	0:00	18	0:00
5	0:00	12	0:00	19	0:00
6	0:00	13	0:00	20	0:00
7	0:00	14	0:00	21	0:00
C Total tax liability for third month of quarter					C 43336:67
D Total for quarter (add lines A, B, and C). This should equal line 13 of Form 941 (or line 10 of Form 941-SS)					D 124534:66
For Paperwork Reduction Act Notice, see page 2. Cat. No. 11967Q Schedule B (Form 941) (Rev. 1-2002)					

## Form 941 Worksheet

This worksheet helps you prepare your employer's Quarterly Federal Tax Return. You can print the worksheet for any quarter already processed (final quarter close completed) in the current calendar year.

Select the employer and dates for the quarter desired.

		<b>Z-Systems, Inc.</b> Form 941 Worksheet First Quarter, 2007 Employers Federal ID 521755757	
<hr/>			
1	Number of employees who received wages, tips, or other compensation for the pay period including: Mar. 12 (Quarter 1), June 12 (Quarter 2), Sept. 12 (Quarter 3), Dec. 12 (Quarter 4)		42
2	Wages, tips, and other compensation		235911.63
3	Total income tax withheld from wages, tips, and other compensation		25256.69
4	If no wages, tips, and other compensation are subject to social security or Medicare tax		N
5	Taxable social security and Medicare wages and tips:		
		<i>Column 1</i>	<i>Column 2</i>
5a	Taxable social security wages	257337.20 x .124 =	31909.81
5b	Taxable social security tips	1180.00 x .124 =	146.32
5c	Taxable Medicare wages & tips	258517.20 x .029 =	7497.00
5d	Total social security and Medicare taxes (Column 2, lines 5a + 5b + 5c = line 5d)		39553.13
6	Total taxes before adjustments (line 3 + 5d = line 6)		64809.82
7	Tax adjustments (If your answer is a negative number, write it in brackets.):		
7a	Current quarter's fractions of cents		0.35
7b	Current quarter's sick pay		0.00
7c	Current quarter's adjustments for tips and group-term life insurance		0.00
7d	Current year's income tax withholding (Attach Form 941c)		0.00
7e	Prior quarters' social security and Medicare taxes (Attach Form 941c)		0.00
7f	Special additions to federal income tax (reserved use)		0.00
7g	Special additions to social security and Medicare (reserved use)		0.00
7h	Total adjustments (Combine all amounts: lines 7a through 7g.)		0.35
8	Total taxes after adjustments (Combine lines 6 and 7h.)		64810.17
9	Advance earned income credit (EIC) payments made to employees		13.00
10	Total taxes after adjustment for advance EIC (lines 8 - 9 = line 10)		64797.17
11	Total deposits for this quarter, including overpayment applied from a prior quarter		64797.17
12	Balance due (lines 10 - 11 = line 12) Make checks payable to the <i>United States Treasury</i>		0.00
13	Overpayment (If line 11 is more than line 10, write the difference here.)		0.00
	Tax Liability: Month 1	23544.50	
	Month 2	20703.65	
	Month 3	20549.02	
	Total	64797.17	

## Pre-Close Employee Deductions

The Pre-Close Employee Deductions report is used for balancing after Trial Quarter Close and before Final Quarter Close. This report shows the deduction amounts withheld and the amounts of the employer match for these deductions for the current quarter and year-to-date. You can generate a report for deductions codes, active deductions, inactive deductions, deductions in arrears, or all deductions on file.

EMPLOYEE		START	ARREARS	QUARTER TO DATE AMOUNT	YEAR TO DATE AMOUNT	QUARTER TO DATE EMPLOYER AMOUNT	YEAR TO DATE EMPLOYER AMOUNT	GOAL	BALANCE	ANNUAL COMP LIMIT	ANNUAL COMP BALANCE STATUS
ID	NAME										
<b>Deductions for 0001 — 401(k) %Plan</b>											
101	Adams, Donald A. Start Date - 01/01/1980 Stop Date - 12/31/2099	0.00	0.00	0.00	0.00	0.00	0.00	15500.00	14860.69	9999999.99	999404.61 A
105	Bandana, Pepper S Start Date - 04/16/1988 Stop Date - 12/31/2099	0.00	0.00	0.00	0.00	0.00	0.00	15500.00	15252.36	9999999.99	9997523.66 A
106	Brown, Virgil L Start Date - 05/22/1986 Stop Date - 12/31/2099	0.00	0.00	0.00	0.00	0.00	0.00	15500.00	14816.93	9999999.99	9993169.41 A
109	Johnson, SPHR, Mary S Start Date - 06/12/1988 Stop Date - 12/31/2099	0.00	0.00	0.00	0.00	0.00	0.00	15500.00	14655.77	9999999.99	9991557.72 A
114	Rise, Judith P Start Date - 01/01/2002 Stop Date - 12/31/2099	0.00	0.00	0.00	0.00	0.00	0.00	15500.00	13127.63	9999999.99	9994184.29 A
117	Hatfield, Carolyn N Start Date - 12/07/1989 Stop Date - 12/31/2099	0.00	0.00	0.00	0.00	0.00	0.00	15500.00	15323.12	9999999.99	9997786.99 A
129	Thompson, Wendy Q Start Date - 06/27/1989 Stop Date - 12/31/2099	0.00	0.00	0.00	0.00	0.00	0.00	15500.00	15162.16	9999999.99	9996621.55 A
130	Atwater, Christine E Start Date - 07/12/1988 Stop Date - 12/31/2099	0.00	0.00	0.00	0.00	0.00	0.00	15500.00	15253.43	9999999.99	9997534.32 A
135	Albright, Albert M Start Date - 10/30/1988 Stop Date - 12/31/2099	0.00	0.00	0.00	0.00	0.00	0.00	15500.00	14571.38	9999999.99	9990713.76 A
137	Whitie, Stacy R Start Date - 05/29/1989 Stop Date - 12/31/2099	0.00	0.00	0.00	0.00	0.00	0.00	15500.00	15270.04	9999999.99	9997700.55 A

## Pre-Close Employee Earnings

The Pre-Close Employee Earnings report is used for balancing after Trial Quarter Close and before Final Quarter Close. This report shows the hours and earnings recorded for the current quarter and year-to-date. You can narrow your report to a specific earnings code as well as choose from other report selection criteria such as active other earnings, all active earnings, all inactive earnings or all earnings on file.

<b>ZSI/ABC SYSTEMS, INC — ZSI</b> Pre-Close Employee Earnings									
EMPLOYEE ID	NAME	START DATE	STOP DATE	QUARTER TO DATE HOURS	QUARTER TO DATE AMOUNT	YEAR TO DATE HOURS	YEAR TO DATE AMOUNT	STATUS	
<b>Earnings for 0001 – Regular Pay.</b>									
127	Margolis, Mary N	01/08/2000	12/31/2099	0.0000	0.00	0.0000	0.00	A	
143	Johnson, Sue Ellen	04/29/2000	12/31/2099	0.0000	0.00	0.0000	0.00	A	
101	Adams, Donald A	01/22/2000	12/31/2099	40.0000	2338.46	40.0000	2338.46	A	
107	Juarez, Marian A	01/08/2000	12/31/2099	0.0000	0.00	0.0000	0.00	A	
109	Johnson, Mary Sue	01/08/2000	12/31/2099	40.0000	961.54	40.0000	961.54	A	
120	Jones, Gilbert W	01/08/2000	12/31/2099	40.0000	911.27	40.0000	911.27	A	
132	Bickmire, James S	01/08/2000	12/31/2099	0.0000	0.00	0.0000	0.00	A	
203	Darkwolf, Duke H	01/08/2000	12/31/2099	0.0000	0.00	0.0000	0.00	A	
135	Albright, Albert M	01/22/2000	12/31/2099	40.0000	1308.00	40.0000	1308.00	A	
106	Brown, Virgil L	01/22/2000	12/31/2099	40.0000	1105.54	40.0000	1105.54	A	
122	McDowell, John Paul	01/11/2002	12/31/2099	0.0000	0.00	0.0000	0.00	A	
134	White, Donald N	01/08/2000	12/31/2099	40.0000	737.50	40.0000	737.50	A	
126	Finn, Gail S	01/08/2000	12/31/2099	40.0000	435.38	40.0000	435.38	A	
133	Garcia, Tom T	01/08/2000	12/31/2099	40.0000	624.87	40.0000	624.87	A	
142	Startwith, Melissa S	01/08/2000	12/31/2099	0.0000	0.00	0.0000	0.00	A	
146	Willits, Joleen P	01/22/2000	12/31/2099	40.0000	1010.52	40.0000	1010.52	A	
201	Dodge, Tom P	01/08/2000	12/31/2099	40.0000	619.23	40.0000	619.23	A	
104	Smith, Zabrina S	01/08/2000	12/31/2099	0.0000	0.00	0.0000	0.00	A	
105	Bandana, Pepper S	01/08/2000	12/31/2099	0.0000	0.00	0.0000	0.00	A	
110	Huang, Mary M	01/08/2000	12/31/2099	0.0000	0.00	0.0000	0.00	A	
116	Smiley, Sally S	01/08/2000	12/31/2099	0.0000	0.00	0.0000	0.00	A	
117	Hatfield, Carolyn N	01/08/2000	12/31/2099	0.0000	0.00	0.0000	0.00	A	
122	Anderson, Cornelia B	01/08/2000	12/31/2099	0.0000	0.00	0.0000	0.00	A	
125	DeWitt, Deana Sue	02/05/2000	12/31/2099	0.0000	0.00	0.0000	0.00	A	
131	Eagle, James J	01/22/2000	12/31/2099	40.0000	807.69	40.0000	807.69	A	
137	White, Stacy R	01/08/2000	12/31/2099	0.0000	0.00	0.0000	0.00	A	
139	Smith, Nancy S	01/08/2000	12/31/2099	0.0000	0.00	0.0000	0.00	A	


## Pre-Close Employee Taxes

The Pre-Close Employee Taxes report is used for balancing after Trial Quarter Close and before Final Quarter Close. This report shows the tax withholdings amounts and taxable wages for the current quarter and year-to-date for all tax codes for which withholdings were made. You can narrow your report to a specific tax withholding code.

<b>ZSI/ABC SYSTEMS, INC — ZSI</b>					
<b>Pre-Close Employee Taxes</b>					
<b>EMPLOYEE</b>		<b>AMOUNT</b>		<b>TAXABLE WAGES</b>	
<b>ID</b>	<b>NAME</b>	<b>QUARTER TO DATE</b>	<b>YEAR TO DATE</b>	<b>QUARTER TO DATE</b>	<b>YEAR TO DATE</b>
<b>Tax Code is CA — CALIFORNIA</b>					
101	Adams, Donald A	290.22	290.22	5487.46	5487.46
104	Smith, Zabrina S	16.04	16.04	598.31	598.31
105	Bandana, Pepper S	9.25	9.25	499.94	499.94
106	Brown, Virgil L	44.38	44.38	2062.27	2062.27
107	Juarez, Marian A	6.05	6.05	408.57	408.57
109	Johnson, Mary Sue	84.89	84.89	1836.93	1836.93
110	Huang, Mary M	1.44	1.44	453.59	453.59
113	Rodriguez, Richard Nathan	14.51	14.51	572.56	572.56
114	Rise, Judith P	52.04	52.04	2104.95	2104.95
115	Peacock, Richard S	47.66	47.66	2278.26	2278.26
116	Smiley, Sally S	3.99	3.99	356.92	356.92
117	Hatfield, Carolyn N	0.30	0.30	396.34	396.34
119	Bramble, Virginia L	0.00	0.00	353.56	353.56
120	Jones, Gilbert W	57.90	57.90	2287.70	2287.70
121	Anderson, Cornelia B	0.00	0.00	456.76	456.76
125	DeWitt, Deana Sue	15.75	15.75	593.13	593.13
126	Finn, Gail S	10.91	10.91	787.35	787.35
127	Margolis, Mary N	1.69	1.69	466.37	466.37
128	Goldstein, Alicia T	19.41	19.41	651.31	651.31
129	Thompson, Wendy Q	4.85	4.85	623.90	623.90
130	Attwater, Christine E	7.06	7.06	433.73	433.73
131	Eagle, James J	16.49	16.49	1441.32	1441.32
132	Bickmire, James S	24.75	24.75	722.86	722.86
133	Garcia, Tom T	2.50	2.50	1195.79	1195.79
134	White, Donald N	9.57	9.57	1422.21	1422.21
135	Albright, Albert M	169.36	169.36	3702.48	3702.48
137	White, Stacy R	5.48	5.48	394.20	394.20
139	Smith, Nancy S	0.00	0.00	323.00	323.00
140	Anderson, Rebecca A	0.00	0.00	296.35	296.35
141	Rogers, Raymond R	0.00	0.00	0.00	0.00
142	Startwirth, Melissa S	0.00	0.00	162.18	162.18
143	Johnson, Sue Ellen	1.03	1.03	242.21	242.21
144	Von Raes, Mary E	59.75	59.75	1599.66	1599.66
146	Willits, Joleen P	26.54	26.54	1769.51	1769.51
147	Chin, Nora C	65.54	65.54	2425.66	2425.66
148	Colombo, Adam N	11.51	11.51	522.88	522.88

## Pre-Close Form 941

This selection prints a pre-Final Quarter Close Form 941 on blank paper. Select the employer(s) and the quarter desired. The report can be previewed before printing.

		<b>ZSI</b> <b>Pre Final Quarter Close Form 941</b> <b>First Quarter , 2007</b> <b>Employers Federal ID 521755757</b>
<hr/>		
1	Number of employees who received wages, tips, or other compensation for the pay period including: Mar. 12 (Quarter 1), June 12 (Quarter 2), Sept. 12 (Quarter 3), Dec. 12 (Quarter 4)	0
2	Wages, tips, and other compensation	235911.63
3	Total income tax withheld from wages, tips, and other compensation	25256.69
4	If no wages, tips, and other compensation are subject to social security or Medicare tax	N
5	Taxable social security and Medicare wages and tips:	
	<i>Column 1</i>	<i>Column 2</i>
5a	Taxable social security wages $257337.20 \times .124 =$	31909.81
5b	Taxable social security tips $1180.00 \times .124 =$	146.32
5c	Taxable Medicare wages & tips $258517.20 \times .029 =$	7497.00
5d	Total social security and Medicare taxes (Column 2, lines 5a +5b +5c = line 5d)	39553.13
6	Total taxes before adjustments (line 3 +5d = line 6)	64809.82
7	Tax adjustments (If your answer is a negative number, write it in brackets.):	
7a	Current quarter's fractions of cents	0.35
7b	Current quarter's sick pay	0.00
7c	Current quarter's adjustments for tips and group-term life insurance	0.00
7d	Current year's income tax withholding (Attach Form 941c)	0.00
7e	Prior quarters' social security and Medicare taxes (Attach Form 941c)	0.00
7f	Special additions to federal income tax (reserved use)	0.00
7g	Special additions to social security and Medicare (reserved use)	0.00
7h	Total adjustments (Combine all amounts: lines 7a through 7g.)	0.35
8	Total taxes after adjustments (Combine lines 6 and 7h.)	64810.17
9	Advance earned income credit (EIC) payments made to employees	13.00
10	Total taxes after adjustment for advance EIC (lines 8 - 9 = line 10)	64797.17
11	Total deposits for this quarter, including overpayment applied from a prior quarter	64797.17
12	Balance due (lines 10 - 11 = line 12) Make checks payable to the <i>United States Treasury</i>	0.00
13	Overpayment (If line 11 is more than line 10, write the difference here.)	0.00
	Tax Liability: Month 1	23544.50
	Month 2	20703.65
	Month 3	20549.02
	Total	64797.17
<hr/>		
September 13, 2007 at 1:59 PM		Page 1

## Quarterly Report of Wages Paid

The Quarterly Report of Wages Paid shows details of quarterly SUTA tax filings. Abra Payroll produces a separate report for each unemployment tax code. This report also shows the state tax and disability tax. For each unemployment tax code, Abra Payroll calculates the quarterly unemployment insurance amount. You must enter a valid quarter-end date before you generate the report. Both standard and customized versions of this report are available.

<b>ZSI/ABC SYSTEMS, INC — ZSI</b> Quarterly Report of Wages Paid Quarter End Date 03/31/2007 Tax for CA - CALIFORNIA					
Employee Name	SSN	RMED Wages	State Tax	UI Gross Wages	Section 125
<b>ZSI/ABC SYSTEMS, INC — ZSI</b>					
Adams, Donald A	232-09-8027	16886.09	150.06	16886.09	175.29
Albright, Albert M	423-26-6866	9352.92	72.48	9352.92	130.14
Anderson, Cornelia B	136-36-3636	2502.40	1.06	2502.40	0.00
Anderson, Rebecca A	452-3-4-5555	1637.73	0.00	1637.73	142.52
Atwater, Christine E	576-86-7868	2465.67	0.00	2465.67	16.84
Baker, Robert O	242-3-5-6868	15614.85	9.87	15614.85	175.29
Bandana, Pepper S	254-6-5-6766	2476.81	0.00	2476.81	3.00
Bickme, James S	234-3-4-5666	3464.15	0.00	3464.15	16.84
Bramble, Virginia L	194-3-4-3434	2088.80	0.00	2088.80	0.00
Brown, Virgil L	121-12-1212	6852.87	0.00	6852.87	102.46
Chin, Nora C	786-1-3-2464	13991.55	0.00	13991.55	155.88
Colombo, Adam N	333-4-2-5542	2625.12	0.00	2625.12	16.84
DeWitt, Deana Sue	424-2-2-2225	2899.92	0.00	2899.92	107.48
Dodge, CPA, Tom P	284-3-4-5678	4464.54	0.00	4464.54	0.00
Eagle, James J	543-6-5-7766	8108.46	0.00	8108.46	154.23
Finn, Gail S	345-5-5-6778	4643.12	0.00	4643.12	25.26
Garota, CPF, Tom T	634-5-7-6647	4418.61	0.00	4418.61	163.92
Goldstein, Alida T	737-3-4-5666	3114.65	0.00	3114.65	0.00
Hartfield, Carolyn N	724-4-5-4677	2211.00	0.00	2211.00	77.92
Huang, Mary M	122-12-1222	3006.96	0.00	3006.96	64.84
Johnson, SPHR, Mary S	723-4-1-6749	8465.83	0.00	8465.83	25.26
Johnson, Sue Ellen	234-5-7-8934	1989.92	0.00	1989.92	13.84
Jones, Gilbert W	135-3-5-3635	9268.56	0.00	9268.56	128.19
Jones, Sheryl L	788-3-1-4112	5653.85	0.00	5653.85	25.26
Juarez, Marian A	131-3-1-3131	2653.20	0.00	2653.20	0.00
Moreland, Beverly C	241-5-1-2621	12701.01	6.01	12701.01	14.37
Palmer, Courtney C	326-7-9-9878	6640.35	0.00	6790.35	0.00
Peacock, Richard S	234-6-4-2165	6438.38	0.00	6438.38	163.92
Rise, Judith P	234-5-5-5555	17060.28	251.70	17060.28	4.50
Rodriguez, Richard N	466-1-2-4321	2160.56	0.00	2160.56	0.00



## Year End Reports

Abra Payroll closes the year automatically when you run the first payroll of the new year. It closes files and prepares information for reports, tax forms and other year-end information.

Abra Payroll automatically generates year-end reports when the last quarter of the year is closed.

---

**Note:** If you want to make adjustments to these reports, use the Edit Quarter/Year End Forms process.

---

The Year-End reports include:

- [1099-MISC Report](#)
- [1099-R Report](#)
- [Form 943 Worksheet](#)
- [Pre-Close W-2 Report](#)
- [Pre-Close W-2 Totals Report](#)
- [W-2 Form](#)
- [W-2 Report](#)
- [W-2 Totals Report](#)

## 1099-MISC Report

This report represents a hard-copy version of the Form 1099-MISCs on file for your company. The report is sorted by employee number, social security number, or employee ID. Grand totals appear at the end of the report. However, the grand totals exclude voided forms.

<b>ZSI/ABC SYSTEMS, INC - ZSI</b>																																					
1099-MISC Report																																					
2006																																					
Payer's Federal Identification Number : 521755757																																					
<hr/>																																					
<b>Thundercloud, Wentworth J.</b> <b>19 Potomac Drive</b> <b>Suite #100</b> <b>Richmond, VA 95010</b>	Employee Number 202 Social Security 556-45-6534																																				
<table border="0" style="width: 100%;"> <tr><td style="width: 80%;">1 Rents</td><td style="text-align: right;">0.00</td></tr> <tr><td>2 Royalties</td><td style="text-align: right;">0.00</td></tr> <tr><td>3 Prizes, awards</td><td style="text-align: right;">450.00</td></tr> <tr><td>4 Federal Income tax withheld</td><td style="text-align: right;">0.00</td></tr> <tr><td>5 Fishing boat proceeds</td><td style="text-align: right;">810.00</td></tr> <tr><td>6 Medical and health care payments</td><td style="text-align: right;">1170.00</td></tr> <tr><td>7 Nonemployee Compensation</td><td style="text-align: right;">17100.00</td></tr> <tr><td>8 Substitute Payments</td><td style="text-align: right;">630.00</td></tr> <tr><td>9 Payer made Direct Sales</td><td style="text-align: right;">N</td></tr> <tr><td>10 Crop Insurance Proceeds</td><td style="text-align: right;">2430.00</td></tr> <tr><td>13 Golden Parachute Payments ("EPP")</td><td style="text-align: right;">0.00</td></tr> <tr><td>14 Gross proceeds to an attorney</td><td style="text-align: right;">0.00</td></tr> <tr><td>16 State tax withheld</td><td style="text-align: right;">0.00</td></tr> <tr><td></td><td style="text-align: right;">0.00</td></tr> <tr><td>17 State/Payer's state no.</td><td></td></tr> <tr><td></td><td></td></tr> <tr><td>18 State income</td><td style="text-align: right;">0.00</td></tr> <tr><td></td><td style="text-align: right;">0.00</td></tr> </table>	1 Rents	0.00	2 Royalties	0.00	3 Prizes, awards	450.00	4 Federal Income tax withheld	0.00	5 Fishing boat proceeds	810.00	6 Medical and health care payments	1170.00	7 Nonemployee Compensation	17100.00	8 Substitute Payments	630.00	9 Payer made Direct Sales	N	10 Crop Insurance Proceeds	2430.00	13 Golden Parachute Payments ("EPP")	0.00	14 Gross proceeds to an attorney	0.00	16 State tax withheld	0.00		0.00	17 State/Payer's state no.				18 State income	0.00		0.00	
1 Rents	0.00																																				
2 Royalties	0.00																																				
3 Prizes, awards	450.00																																				
4 Federal Income tax withheld	0.00																																				
5 Fishing boat proceeds	810.00																																				
6 Medical and health care payments	1170.00																																				
7 Nonemployee Compensation	17100.00																																				
8 Substitute Payments	630.00																																				
9 Payer made Direct Sales	N																																				
10 Crop Insurance Proceeds	2430.00																																				
13 Golden Parachute Payments ("EPP")	0.00																																				
14 Gross proceeds to an attorney	0.00																																				
16 State tax withheld	0.00																																				
	0.00																																				
17 State/Payer's state no.																																					
18 State income	0.00																																				
	0.00																																				
<hr/>																																					
September 13, 2007 at 3:41 PM	Page 1																																				

## 1099R Report

This report represents a hard-copy version of the Form 1099-Rs on file for your company. The report is sorted by employee number, social security number, or employee ID. Grand totals appear at the end of the report. However, the grand totals exclude voided forms.

<b>ZSI/ABC SYSTEMS, INC - ZSI</b>	
1099-R Report	
Payer's Federal Identification Number : 521755757	
Thundercloud, Wentworth J. 19 Potomac Drive Suite #100 Richmond, VA 95010	Employee Number 202 Social Security 556-45-6534
1 Gross Distribution	250.00
2a Taxable amount	0.00
2b Taxable amount not determined	N
Total Distribution	N
3 Capital gain	
4 Federal income tax withheld	
5 Employee contributions	
6 Net unrealized	
7 Distribution Code	7
IRA/SEP/SIMPLE	N
8 Other	
Percent	
9a Your percentage of total dist	
9b Total employee contributions	
10 State tax withheld	
11 State/Payer's state no	
12 State distribution	
13 Local tax withheld	
14 Name of locality	
15 Local distribution	
<hr/>	
September 13, 2007 at 4:07 PM	Page 1


## Form 943 Worksheet

This worksheet helps you prepare your employer's Form 943 (Annual Tax Return for Agricultural Employees). Select the employer and tax year.

<b>ZSI/ABC SYSTEMS, INC - ZSI</b>																																									
Form 943 Worksheet																																									
<b>ZSI/ABC SYSTEMS, IINC</b> <b>523 VALLEY VIEW DRIVE</b> <b>SAH JOSE</b>			<b>Year : 2006</b>  <b>Employer Identification Number : 521755757</b>																																						
<hr/>																																									
<table style="width: 100%; border-collapse: collapse;"> <tr> <td style="width: 80%;">1. Number of agricultural employees employed in the pay period</td> <td style="width: 20%; text-align: right;">1</td> </tr> <tr> <td>2. Total wages subject to social security taxes</td> <td style="text-align: right;">4325.00</td> </tr> <tr> <td>3. Social security taxes (multiply line 2 by 12.4%(0124))</td> <td style="text-align: right;">536.30</td> </tr> <tr> <td>4. Total wages subject to medicare taxes</td> <td style="text-align: right;">4325.00</td> </tr> <tr> <td>5. Medicare taxes (multiply line 4 by 2.9%(0.029))</td> <td style="text-align: right;">125.42</td> </tr> <tr> <td>6. Federal income tax withheld</td> <td style="text-align: right;">244.10</td> </tr> <tr> <td>7. Total taxes (add line 3,5 and 5)</td> <td style="text-align: right;">905.82</td> </tr> <tr> <td>8. Adjustment to taxes, attach Form 941c (see instructions)</td> <td style="text-align: right;">0.00</td> </tr> <tr> <td>9. Total taxes as adjusted</td> <td style="text-align: right;">905.82</td> </tr> <tr> <td>10. Advance earned income credit (EIC) payments, if any</td> <td style="text-align: right;">0.00</td> </tr> <tr> <td>11. Net taxes</td> <td style="text-align: right;">905.82</td> </tr> <tr> <td>12. Total deposits, including any overpayment</td> <td style="text-align: right;">905.82</td> </tr> <tr> <td>13. Balance due</td> <td style="text-align: right;">0.00</td> </tr> <tr> <td>14. Overpayment</td> <td style="text-align: right;">0.00</td> </tr> </table>						1. Number of agricultural employees employed in the pay period	1	2. Total wages subject to social security taxes	4325.00	3. Social security taxes (multiply line 2 by 12.4%(0124))	536.30	4. Total wages subject to medicare taxes	4325.00	5. Medicare taxes (multiply line 4 by 2.9%(0.029))	125.42	6. Federal income tax withheld	244.10	7. Total taxes (add line 3,5 and 5)	905.82	8. Adjustment to taxes, attach Form 941c (see instructions)	0.00	9. Total taxes as adjusted	905.82	10. Advance earned income credit (EIC) payments, if any	0.00	11. Net taxes	905.82	12. Total deposits, including any overpayment	905.82	13. Balance due	0.00	14. Overpayment	0.00								
1. Number of agricultural employees employed in the pay period	1																																								
2. Total wages subject to social security taxes	4325.00																																								
3. Social security taxes (multiply line 2 by 12.4%(0124))	536.30																																								
4. Total wages subject to medicare taxes	4325.00																																								
5. Medicare taxes (multiply line 4 by 2.9%(0.029))	125.42																																								
6. Federal income tax withheld	244.10																																								
7. Total taxes (add line 3,5 and 5)	905.82																																								
8. Adjustment to taxes, attach Form 941c (see instructions)	0.00																																								
9. Total taxes as adjusted	905.82																																								
10. Advance earned income credit (EIC) payments, if any	0.00																																								
11. Net taxes	905.82																																								
12. Total deposits, including any overpayment	905.82																																								
13. Balance due	0.00																																								
14. Overpayment	0.00																																								
<table style="width: 100%; border-collapse: collapse;"> <thead> <tr> <th style="width: 16.6%;">Deposit period ending</th> <th style="width: 16.6%;">Tax liability for month</th> <th style="width: 16.6%;">Deposit period ending</th> <th style="width: 16.6%;">Tax liability for month</th> <th style="width: 16.6%;">Deposit period ending</th> <th style="width: 16.6%;">Tax liability for month</th> </tr> </thead> <tbody> <tr> <td>A. January 31</td> <td style="text-align: right;">0.00</td> <td>F. June 30</td> <td style="text-align: right;">0.00</td> <td>K. November30</td> <td style="text-align: right;">124.16</td> </tr> <tr> <td>B. February 28</td> <td style="text-align: right;">0.00</td> <td>G. July 31</td> <td style="text-align: right;">0.00</td> <td>L. December 31</td> <td style="text-align: right;">335.66</td> </tr> <tr> <td>C. March 31</td> <td style="text-align: right;">0.00</td> <td>H. August 31</td> <td style="text-align: right;">0.00</td> <td></td> <td></td> </tr> <tr> <td>D. April 30</td> <td style="text-align: right;">0.00</td> <td>I. September 30</td> <td style="text-align: right;">248.32</td> <td>M. Total Liability for year</td> <td style="text-align: right;">905.82</td> </tr> <tr> <td>E. May 31</td> <td style="text-align: right;">0.00</td> <td>J. October 31</td> <td style="text-align: right;">197.68</td> <td></td> <td></td> </tr> </tbody> </table>						Deposit period ending	Tax liability for month	Deposit period ending	Tax liability for month	Deposit period ending	Tax liability for month	A. January 31	0.00	F. June 30	0.00	K. November30	124.16	B. February 28	0.00	G. July 31	0.00	L. December 31	335.66	C. March 31	0.00	H. August 31	0.00			D. April 30	0.00	I. September 30	248.32	M. Total Liability for year	905.82	E. May 31	0.00	J. October 31	197.68		
Deposit period ending	Tax liability for month	Deposit period ending	Tax liability for month	Deposit period ending	Tax liability for month																																				
A. January 31	0.00	F. June 30	0.00	K. November30	124.16																																				
B. February 28	0.00	G. July 31	0.00	L. December 31	335.66																																				
C. March 31	0.00	H. August 31	0.00																																						
D. April 30	0.00	I. September 30	248.32	M. Total Liability for year	905.82																																				
E. May 31	0.00	J. October 31	197.68																																						

## Pre-Close W-2 Report

This report represents a hard copy of the Form W-2s on file for the selected employer(s) prior to the year-end processing. Subtotal and total amounts are included.

		<b>Pre-Close W-2 Report</b> Tax Year 2007 Kind of Payer: 941			
<hr/>					
Employer's identification number 521755757	1 Wages,tips,other compensation	5612.46	2 Federal income tax withheld	1148.04	
Employer's name, address and ZIP code	3 Social security wages	6639.00	4 Social security tax withheld	411.62	
ZSI SYSTEMS, INC 523 VALLEY VIEW DRIVE SAN JOSE, CA 95014	5 Medicare wages and tips	6639.00	6 Medicare tax withheld	96.27	
Employee's social security number 232-09-8027	7 Social security tips	0.00	8 Allocated tips	0.00	
Employee's name, address and ZIP code	9 Advance EIC payment	0.00	10 Dependent care benefits	50.00	
Donald A. Adams 1000 Bay ViewCourt Apt B-4 San Jose CA 95010	11 Nonqualified plans	0.00	12 See instructions for box 12		
	13 Statutory Retirement Third-party employee plan sick pay	X	12a C 20.51 12b D 926.54 12c E 100.00 12d H 125.00		
	14 Other	0.00			
		0.00			
		0.00			
		0.00			
15 State Employer's state ID No CA 45444547	16 State wages, tips, etc. 5487.46	17 State income tax 290.22	18 Local wages, tips, etc 5487.46	19 Local income tax 49.39	20 Locality name VPD
<hr/>					
Employer's identification number 521755757	1 Wages,tips,other compensation	5612.46	2 Federal income tax withheld	1148.04	
Employer's name, address and ZIP code	3 Social security wages	6639.00	4 Social security tax withheld	411.62	
ZSI SYSTEMS, INC 523 VALLEY VIEW DRIVE SAN JOSE, CA 95014	5 Medicare wages and tips	6639.00	6 Medicare tax withheld	96.27	
Employee's social security number 232-09-8027	7 Social security tips	0.00	8 Allocated tips	0.00	
Employee's name, address and ZIP code	9 Advance EIC payment	0.00	10 Dependent care benefits	50.00	
Donald A. Adams 1000 Bay ViewCourt Apt B-4 San Jose CA 95010	11 Nonqualified plans	0.00	12 See instructions for box 12		
	13 Statutory Retirement Third-party employee plan sick pay	X	12a C 20.51 12b D 926.54 12c E 100.00 12d H 125.00		
	14 Other	0.00			
		0.00			
		0.00			
		0.00			
15 State Employer's state ID No CA 45444547	16 State wages, tips, etc. 5487.46	17 State income tax 290.22	18 Local wages, tips, etc 5487.46	19 Local income tax 49.39	20 Locality name VPD
<hr/>					
September 14, 2007 at 10:17 AM			Page 1		

## Pre-Close W-2 Totals Report

This report displays W-2 totals by state codes, local codes and Box 12 codes for the selected employer(s) prior to the year-end processing.

Select an employer and tax year for the report.

				<b>ZSI</b>
				<b>Pre-Close W-2 Totals Report</b>
				<b>Tax Year: 2007</b>
<b>Employer's identification number: 521755757</b>				
<b>State Totals</b>	State Code	Total Number	State Wages, tips, etc.	State Income Tax
	CA	41	51830.59	1505.59
	IL	1	2361.24	66.22
	VA	1	2240.54	98.42
		43	56432.37	1670.23
<b>Local Totals</b>				
	Local Code	Local Wages, tips, etc.		Local Income Tax
	VPDI	56432.37		507.70
		56432.37		507.70
<b>Box 12 Totals</b>				
	Box 12 Code	Amount		
	C	83.80		
	D	5246.78		
	E	100.00		
	F	25.00		
	G	150.00		
	H	160.00		
	L	350.00		
	P	500.00		
	R	50.00		
	S	150.00		
	T	50.00		
	V	2525.00		
		9390.58		
<div style="display: flex; justify-content: space-between;"> <span>September 13, 2007 at 3:41 PM</span> <span>Page 1</span> </div>				

W-2 Form

This selection prints W-2 data on pre-printed forms or blank forms. You can sort the data in a variety of ways, including employee, social security number, or state.

<b>Copy B—To Be Filed With Employee's FEDERAL Tax Return.</b>		<b>2006</b> OMB No. 1545-0046	
a Control number	1 Wages, tips, other comp.	2 Federal income tax withheld	
0000185	145010.83	33224.37	
b Employer ID number	3 Social security wages	4 Social security tax withheld	
52-1755757	94200.00	5840.38	
	5 Medicare wages and tips	6 Medicare tax withheld	
	160062.57	2320.92	
c Employer's name, address, and ZIP code <b>ZSI/ABC SYSTEMS, INC</b> <b>523 VALLEY VIEW DRIVE</b> <b>SAN JOSE, CA 95014</b>			
d Employee's social security number <b>232-09-8027</b>			
e Employee's name, address, and ZIP code <b>Donald A Adams</b> <b>1000 Bay View Court</b> <b>Apt B-4</b> <b>San Jose, CA 95010</b>			
7 Social security tips	8 Allocated tips	9 Advance EIC payment	
10 Dependent care benefits	11 Nonqualified plans	12a Code	12b Code
		C	771.98
13 Statutory employee	14 Other	12b Code	12c Code
		D	14000.00
Retirement plan		12c Code	
X			
Third-party sick pay		12d Code	
CA	45444547	30577.05	1857.19
15 State Employer's state ID number	16 State wages, tips, etc.	17 State income tax	
	79418.00	153.13	CASDI
18 Local wages, tips, etc.	19 Local income tax	20 Locality name	
Form W-2 Wage and Tax Statement Dept. of the Treasury - IRS 09-1908617 This information is being furnished to the Internal Revenue Service.			

<b>Copy 2—To Be Filed With Employee's State, City, or Local Income Tax Return.</b>		<b>2006</b> OMB No. 1545-0046	
a Control number	1 Wages, tips, other comp.	2 Federal income tax withheld	
0000185	145010.83	33224.37	
b Employer ID number	3 Social security wages	4 Social security tax withheld	
52-1755757	94200.00	5840.38	
	5 Medicare wages and tips	6 Medicare tax withheld	
	160062.57	2320.92	
c Employer's name, address, and ZIP code <b>ZSI/ABC SYSTEMS, INC</b> <b>523 VALLEY VIEW DRIVE</b> <b>SAN JOSE, CA 95014</b>			
d Employee's social security number <b>232-09-8027</b>			
e Employee's name, address, and ZIP code <b>Donald A Adams</b> <b>1000 Bay View Court</b> <b>Apt B-4</b> <b>San Jose, CA 95010</b>			
7 Social security tips	8 Allocated tips	9 Advance EIC payment	
10 Dependent care benefits	11 Nonqualified plans	12a Code	12b Code
		C	771.98
13 Statutory employee	14 Other	12b Code	12c Code
		D	14000.00
Retirement plan		12c Code	
X			
Third-party sick pay		12d Code	
CA	45444547	30577.05	1857.19
15 State Employer's state ID number	16 State wages, tips, etc.	17 State income tax	
	79418.00	153.13	CASDI
18 Local wages, tips, etc.	19 Local income tax	20 Locality name	
Form W-2 Wage and Tax Statement Dept. of the Treasury - IRS 09-1908617 This information is being furnished to the Internal Revenue Service.			

<b>Copy C—For EMPLOYEE'S RECORDS. (See Notice to Employee on back of Copy B.)</b>		<b>2006</b> OMB No. 1545-0046	
a Control number	1 Wages, tips, other comp.	2 Federal income tax withheld	
0000185	145010.83	33224.37	
b Employer ID number	3 Social security wages	4 Social security tax withheld	
52-1755757	94200.00	5840.38	
	5 Medicare wages and tips	6 Medicare tax withheld	
	160062.57	2320.92	
c Employer's name, address, and ZIP code <b>ZSI/ABC SYSTEMS, INC</b> <b>523 VALLEY VIEW DRIVE</b> <b>SAN JOSE, CA 95014</b>			
d Employee's social security number <b>232-09-8027</b>			
e Employee's name, address, and ZIP code <b>Donald A Adams</b> <b>1000 Bay View Court</b> <b>Apt B-4</b>			
7 Social security tips	8 Allocated tips	9 Advance EIC payment	
10 Dependent care benefits	11 Nonqualified plans	12a Code	12b Code
		C	771.98
13 Statutory employee	14 Other	12b Code	12c Code
		D	14000.00
Retirement plan		12c Code	
X			
Third-party sick pay		12d Code	
CA	45444547	30577.05	1857.19
15 State Employer's state ID number	16 State wages, tips, etc.	17 State income tax	
	79418.00	153.13	CASDI
18 Local wages, tips, etc.	19 Local income tax	20 Locality name	
Form W-2 Wage and Tax Statement Dept. of the Treasury - IRS 09-1908617 This information is being furnished to the Internal Revenue Service.			

<b>Copy 2—To Be Filed With Employee's State, City, or Local Income Tax Return.</b>		<b>2006</b> OMB No. 1545-0046	
a Control number	1 Wages, tips, other comp.	2 Federal income tax withheld	
0000185	145010.83	33224.37	
b Employer ID number	3 Social security wages	4 Social security tax withheld	
52-1755757	94200.00	5840.38	
	5 Medicare wages and tips	6 Medicare tax withheld	
	160062.57	2320.92	
c Employer's name, address, and ZIP code <b>ZSI/ABC SYSTEMS, INC</b> <b>523 VALLEY VIEW DRIVE</b> <b>SAN JOSE, CA 95014</b>			
d Employee's social security number <b>232-09-8027</b>			
e Employee's name, address, and ZIP code <b>Donald A Adams</b> <b>1000 Bay View Court</b> <b>Apt B-4</b>			
7 Social security tips	8 Allocated tips	9 Advance EIC payment	
10 Dependent care benefits	11 Nonqualified plans	12a Code	12b Code
		C	771.98
13 Statutory employee	14 Other	12b Code	12c Code
		D	14000.00
Retirement plan		12c Code	
X			
Third-party sick pay		12d Code	
CA	45444547	30577.05	1857.19
15 State Employer's state ID number	16 State wages, tips, etc.	17 State income tax	
	79418.00	153.13	CASDI
18 Local wages, tips, etc.	19 Local income tax	20 Locality name	
Form W-2 Wage and Tax Statement Dept. of the Treasury - IRS 09-1908617 This information is being furnished to the Internal Revenue Service.			

## W-2 Report

This report represents a hard copy of the Form W-2s on file for your company. The report is sorted by resident state and then by employee number. Grand totals appear at the end of the register. However, the grand totals exclude Voided W-2s. Subtotal and total amounts are also included.

<b>ZSI - ZSI/ABC SYSTEMS, INC</b>					
<b>W-2 Report</b>					
<b>Tax Year : 2006</b>					
<b>Employer's identification number : 521755757</b>					
<b>Adams, Donald A.</b>			1 Wages, tips, other compensation	2 Federal income tax withheld	
1000 Bay View Court			145010.83	33224.37	
Apt B-4			3 Social Security wages	4 Social security tax withheld	
San Jose, CA 95010			94200.00	5840.38	
Employee Number: 101			5 Medicare Wages and tips	6 Medicare Tax withheld	
Social Security: 232-09-8027			160062.57	2320.92	
			7 Social Security tips	8 Allocated Tips	
Statutory employee: N			9 Advance EIC payment	10 Dependent care benefits	
Retirement plan: Y			11 Nonqualified plans	12 Box 12	
Third-party sick pay: N			14 Other	12a C	771.98
				12b D	14000.00
				12c	
				12d	
15 State ID	16 State wages, tips, etc.	17 State income tax	18 Local wages, tips, etc.	19 Local income tax	20 Locality name
CA 45444547	30577.05	1857.19	79418.00	153.13	CASDI
<hr/>					
<b>** TOTALS **</b>			1 Wages, tips, other compensation	2 Federal income tax withheld	
<b>Employees: 1</b>			145010.83	33224.37	
<b>Forms: 1</b>			3 Social Security wages	4 Social security tax withheld	
			94200.00	5840.38	
Employee Number:			5 Medicare Wages and tips	6 Medicare Tax withheld	
Social Security:			160062.57	2320.92	
			7 Social Security tips	8 Allocated Tips	
Statutory employee: N			9 Advance EIC payment	10 Dependent care benefits	
Retirement plan: N			11 Nonqualified plans	12 Box 12	
Third-party sick pay:			14 Other	12a	
				12b	
				12c	
				12d	
15 State ID	16 State wages, tips, etc.	17 State income tax	18 Local wages, tips, etc.	19 Local income tax	20 Locality name
<hr/>					
<hr/>					
October 1, 2007 at 10:59 AM					Page 1

## W-2 Totals Report

This report displays W-2 totals by state codes, local codes and Box 12 codes.

				<b>ZSI</b>
				W-2 Totals Report
				Tax Year: 2006
				Kind of Payer: 941
				Employer's identification number: 521755757
<hr/>				
<b>State Totals</b>	State Code	Total Number	State Wages, tips, etc.	State Income Tax
	CA	37	111195.22	3767.75
		<hr/>	<hr/>	<hr/>
		37	111195.22	3767.75
<b>Local Totals</b>	Local Code	Local Wages, tips, etc.		Local Income Tax
	CASDI	1386524.75		7503.82
		<hr/>		<hr/>
		1386524.75		7503.82
<b>Box 12 Totals</b>	Box 12 Code	Amount		
	C	4060.53		
	D	103463.85		
	R	900.00		
	T	900.00		
		<hr/>		
		109324.38		
<hr/>				
October 1, 2007 at 11:05 AM				Page 1



## Diagnostic Reports

The Diagnostic reports alert you to potential problems with your setup or system or remind you of important pending situations.

The Diagnostic Reports shown in this section include:

- [Balancing Audit](#)
- [Quarter-End Audit](#)
- [Setup Audit](#)
- [Tax Code Wage and Liability](#)

## Balancing Audit

This report is used to ensure proper balance for the current year for four critical areas of payroll processing: Taxes, Deductions, Earnings and General Ledger entries.

For each of the first three entries (Taxes, Deductions and Earnings), the first three columns should balance. The fourth column (Employer Liability) may or may not balance, depending on the rules governing matching funds for certain earnings, deductions and taxes.

The debits and credits for the final entry (General Ledger Year-to-Date Balance) should balance. If they do not, there is a problem that needs to be solved concerning General Ledger entries.

<b>Z-Systems, Inc.</b>				
Payroll Balancing Audit				
Current Payroll Year 2007				
ZSI/ABC SYSTEMS, INC - ZSI 523 VALLEY VIEW DRIVE SAN JOSE, CA 95014 Federal ID - 521755757				
<hr/>				
<u>TAXES</u>	<u>Employee Summary</u>	<u>Employee Detail</u>	<u>Check Summary</u>	<u>Employer Liability</u>
Amount Withheld	45033.43	45033.43	45033.43	45033.43
Taxable Wages	752946.03	752946.03	752946.03	752946.03
<u>DEDUCTIONS</u>	<u>Employee Summary</u>	<u>Employee Detail</u>	<u>Check Summary</u>	<u>Employer Match</u>
Amount Withheld	24222.04	24222.04	24222.04	10909.47
<u>EARNINGS</u>	<u>Employee Summary</u>	<u>Employee Detail</u>	<u>Check Summary</u>	<u>Labor History</u>
Amount Paid	263131.36	263131.36	263131.36	263131.36
<u>GENERAL LEDGER YEAR TO DATE BALANCE</u>			<u>Credits</u>	<u>Debits</u>
			299556.69	299556.69
<hr/>				
October 1, 2007 at 11:10 AM				Page 1

## Quarter-End Audit

This report will define any problems that exist with your Quarter-End process. Problems are arranged by Pay Group along with resolutions for the problems. For example, if there are employees that do not have Federal tax records in the Tax Withholding file, this report tells you the problem and gives you the method for correcting it.

### ZSI SYSTEMS, INC

#### Quarter End Audit

ZSI SYSTEMS, INC  
523 VALLEY MEW DRIVE  
SAN JOSE, CA 95014  
Federal ID 521755757

#### Pay Group - 001

- Problem** The Final Quarter Close flag for pay group '001' is set incorrectly.  
**Resolution** This may be caused from running a Trial Quarter Close before running this report, if not Call Technical Support.
- Problem** The Trial Quarter Close flag for pay group '001' is set incorrectly.  
**Resolution** This may be caused from running a Trial Quarter Close before running this report, if not Call Technical Support.

#### Pay Group - 002

- Problem** The Final Quarter Close flag for pay group '002' is set incorrectly.  
**Resolution** This may be caused from running a Trial Quarter Close before running this report, if not Call Technical Support.
- Problem** The Trial Quarter Close flag for pay group '002' is set incorrectly.  
**Resolution** This may be caused from running a Trial Quarter Close before running this report, if not Call Technical Support.

## Setup Audit

This report defines any problems that exist with your setup of Abra Payroll. For example, it indicates if you have forgotten to assign a social security number for an employee or left the ODFI bank routing number field blank. The report also provides steps to correct the problem.

### Z-Systems, Inc.

Payroll Setup Audit

ABC International - ABC  
 523 VALLEY VIEW DRIVE  
 SAN JOSE, CA 95014  
 Federal ID - 898989898

---

**PAY GROUP**

**Problem** There are no pay groups set up for employer ABC.  
**Resolution** Please add at least one pay group by running Rules/Payroll/Pay Group Setup.

**RULES**

ASSUMPTION: State unemployment tax is assumed to be an employer liability.  
 Any exceptions to this rule will require general ledger account numbers for employee payables.

ASSUMPTION: State disability tax is assumed to be an employer liability.  
 Any exceptions to this rule will require general ledger account numbers for employee payables.

**Problem** Earning code 0020 is linked to an HR benefit and the interface link is not established.  
**Resolution** Please establish the benefit link by running Rules/Payroll/Payroll Setup

**Problem** The calculation rule for earning code 0099 is not correct based on the earnings type specified.  
**Resolution** Please check the calculation rule and the earnings type by running Rules/Payroll/Earnings Codes.

**Problem** The earnings expense general ledger account number 0000 specified for earning code 0250 is invalid or does not exist in the rules setup.  
**Resolution** Please correct the earnings expense general ledger account number by running Rules/Payroll/Earning Codes.

**Problem** Deduction code 0001 is linked to an HR benefit and the interface link is not established.  
**Resolution** Please establish the benefit link by running Rules/Payroll/Payroll Setup

**Problem** Deduction code 0006 is linked to an HR benefit and the interface link is not established.  
**Resolution** Please establish the benefit link by running Rules/Payroll/Payroll Setup

**Problem** The employee payables general ledger account general0000 specified for deduction code 0027 is invalid or does not exist in the rules setup.  
**Resolution** Please correct the employee payables general ledger account number by running Rules/Payroll/Deduction Codes.

**Problem** The employee payables general ledger account general0000 specified for deduction code 0028 is invalid or does not exist in the rules setup.  
**Resolution** Please correct the employee payables general ledger account number by running Rules/Payroll/Deduction Codes.

**Problem** There is no employer payables general ledger account number for deduction code 2500.  
**Resolution** Please enter a employer payables general ledger account number by running Rules/Payroll/Deduction Codes.

**Problem** There is no employer expense general ledger account number for deduction code 2500.  
**Resolution** Please enter a employer expense general ledger account number by running

---

October 1, 2007 at 11:25 AM Page 1

## Tax Code Wage and Liability

This report shows wages and the corresponding liability amount for each tax code for the employer in alphabetical order. Use this report to verify that all figures balance after processing payrolls.

The Employee QTD and YTD Summary figures are taken from the register files used for quarter-end processing. The Employee YTD Detail figures are taken from the posting history files. The Employer YTD Liabilities figures are taken from the employer tax liabilities file.

The Employee YTD Summary and Employee YTD Detail figures for wages and amount should balance. With the exception of the EMP1 and EMP2 figures, the numbers in Employee YTD Detail and Employer YTD Liabilities for wages and amounts should balance, too.

Tax Code		Employer QTD Summary		Employer YTD Summary		Employer YTD Detail		Employer YTD Liabilities	
		Wages	Amount	Wages	Amount	Wages	Amount	Wages	Amount
<b>Z SYSTEMS, INC</b>									
Tax Code Wage and Liability Summary									
ZSISYSTEMS, INC 523 VALLEY VIEW DRIVE SAN JOSE, CA 95014 Federal ID 521755757									
AZ	0.00	0.00	0.00	0.00	0.00	0.00	0.00	0.00	0.00
CA	30.23	0.00	51,908.65	1505.59	51,860.82	1530.34	51,908.65	1505.59	1505.59
CADI	30.23	0.27	56,510.43	507.97	56,462.60	518.54	56,510.43	1072.63	1072.63
CAUI	30.23	0.00	56,510.43	0.00	56,462.60	0.00	56,510.43	1298.71	1298.71
EIC	0.00	0.00	679.92	-20.00	679.92	-20.00	679.92	-20.00	-20.00
EMP1	0.00	0.00	0.00	0.00	62,640.72	0.00	62,673.67	3685.78	3685.78
EMP2	0.00	0.00	0.00	0.00	62,640.72	0.00	62,673.67	908.79	908.79
FED	30.23	0.00	56,480.43	7206.97	56,447.60	7317.73	56,480.43	7206.97	7206.97
FMED	391.57	5.68	62,673.67	908.32	62,640.72	927.79	62,673.67	908.32	908.32
FSOC	391.57	24.28	62,673.67	3683.75	62,640.72	3967.01	62,673.67	3683.75	3683.75
FUTA	361.00	0.00	62,673.10	0.00	62,625.15	0.00	62,673.10	501.03	501.03
IL	0.00	0.00	2,361.24	66.22	2,361.24	66.22	2,361.24	66.22	66.22
LEVY	0.00	0.00	0.00	0.00	0.00	0.00	0.00	0.00	0.00
PAY<	0.00	0.00	0.00	0.00	0.00	0.00	0.00	0.00	0.00
TXA	0.00	0.00	0.00	0.00	0.00	0.00	0.00	0.00	0.00
VA	0.00	0.00	2,240.54	98.42	2,240.54	98.42	2,240.54	98.42	98.42